

CR=
Cosmic Rays

PEW=
Protostellar
Energetic
Winds

Measuring the cosmic rays and energetic particle sources/flux by observing galactic and extragalactic molecules



C. Ceccarelli

Université Grenoble Alpes / CNRS-INSU

Institut de Planétologie et d'Astrophysique de Grenoble (IPAG)



C. Ceccarelli
Santa Barbara
2016

CR=
Cosmic Rays

PEW=
Protostellar
Energetic
Winds

CR: why they interest me

1- IN MOLECULAR CLOUDS, CR (\Rightarrow IONS)
ARE AT THE ORIGIN OF THE CHEMISTRY



2- CR (\Rightarrow IONS AFFECT THE STAR AND
PLANET FORMATION PROCESS (e.g. VIA
AMBIPOlar DIFFUSION AND
MAGNETO-ROTATIONAL INSTABILITIES)

3- CR GOVERN THE STAR FORMATION IN REGIONS
HIGHLY ILLUMINATED BY CR, LIKE AROUND AGNs



CR=
Cosmic Rays

PEW=
Protostellar
Energetic
Winds

Introduction

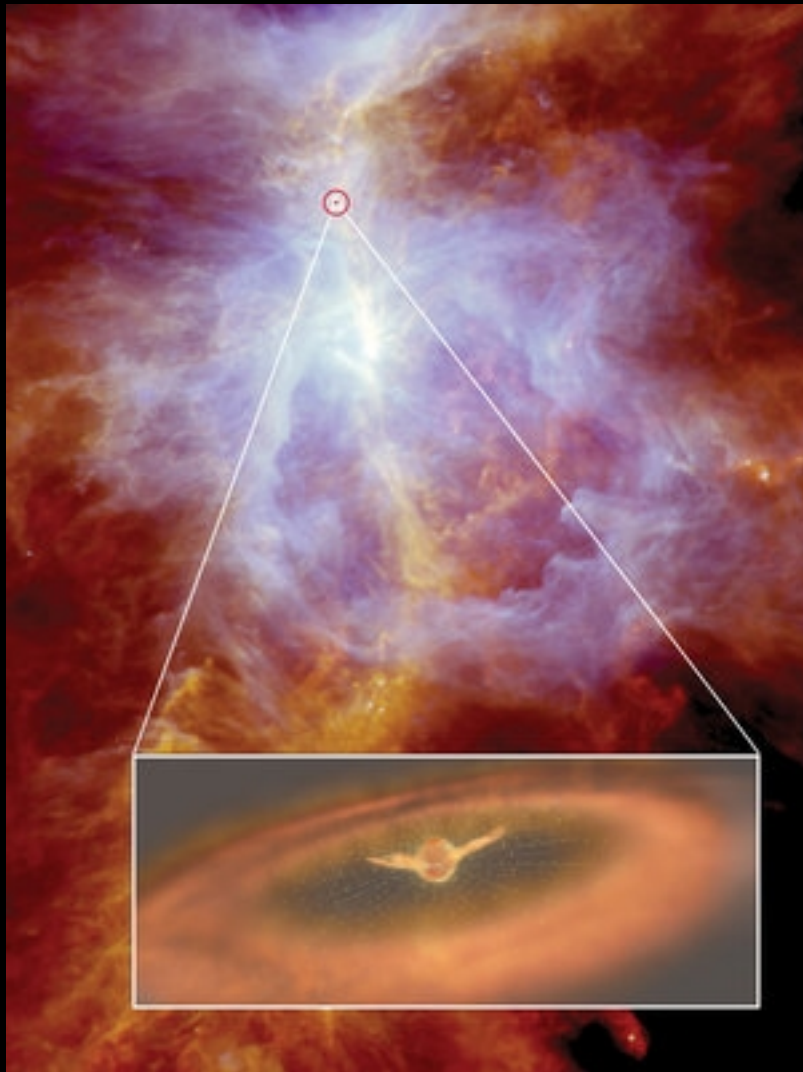


C.Ceccarelli
Santa Barbara
2016

3

PROTOSTELLAR ENERGETIC WINDS

The birth of a star is all but a peaceful process



1) NEWBORN STARS ARE INTENSE X-RAY SOURCES (e.g., Feigelson & Montmerle 1999);

2) UV PHOTONS **ARE** EMITTED BY VIOLENT SHOCKS CAUSED BY THE GAS FALLING ONTO THE FUTURE STAR;

3) MATTER IS EJECTED AT SUPERSONIC SPEEDS IN PROTOSTELLAR OUTFLOWS;

4) INDIRECT EVIDENCE OF ENERGETIC ($>MeV$) PARTICLES WINDS: e.g. RADIO BURST BEFORE X-RAY FLARES

=> INFLUENCE ON THE STAR AND PLANET FORMATION

CR=
Cosmic Rays

PEW=
Protostellar
Energetic
Winds

Introduction



C. Ceccarelli
Santa
Barbara
2016

The birth of the Sun was not easy:

A VIOLENT START IN A CROWDED ENVIRONMENT

Adams 2010 ARAA, Dauphas & Chaussidon 2011 AREPS, Caselli & Ceccarelli 2012 RAA

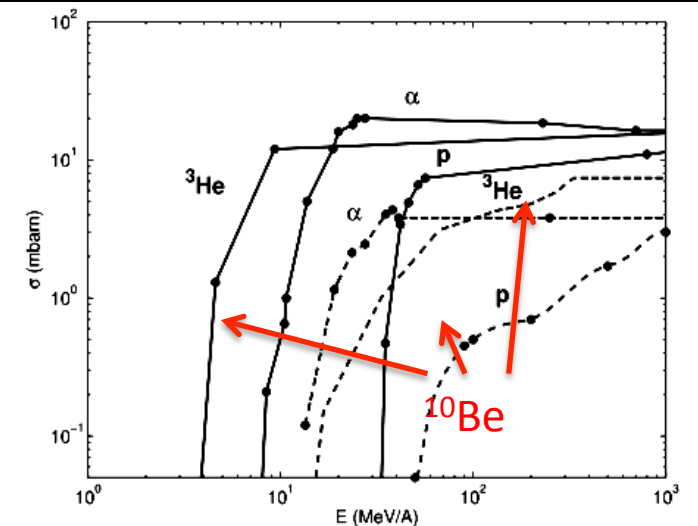


AN IMPORTANT CLUE:

TRACES OF ENHANCED
ABUNDANCES OF SHORT LIVED
RADIONUCLIDES (SLR) IN
METEORITIC MATERIAL (CAI): ^{10}Be

(Meyer & Clayton 2000; Chaussidon et al. 2006)

^{10}Be = PRODUCED BY
SPALLATION REACTIONS OF
ENERGETIC (>10 MeV) PARTICLES
WITH O AND C ATOMS OF THE
SURROUNDING MATERIAL:
→ INFERRED 10^{19} - 10^{20} p/cm²
(Gounelle et al. 2001, 2013)



CR=
Cosmic Rays

PEW=
Protostellar
Energetic
Winds

Introduction

WHAT COSMIC RAYS and PROTOSTELLAR ENERGETIC WINDS HAVE IN COMMON?



THE DIRECT DETECTION OF THEIR
ACCELERATION SOURCES IS IMPOSSIBLE
BECAUSE CHARGED PARTICLES ARE
SCATTERED IN THE GALAXY BY THE
MAGNETIC FIELDS



C. Ceccarelli
Santa Barbara
2016

CR=
Cosmic Rays

PEW=
Protostellar
Energetic
Winds

MeV-TeV
particles - gas
interaction



C.Ceccarelli
Santa Barbara
2016

HOW TO CATCH THE CR AND PEW SOURCES?

LOOK AT THE INTERACTION OF MeV-TeV PARTICLES WITH THE GAS (IN THE IMMEDIATE VICINITY)

CR=
Cosmic Rays

PEW=
Protostellar
Energetic
Winds

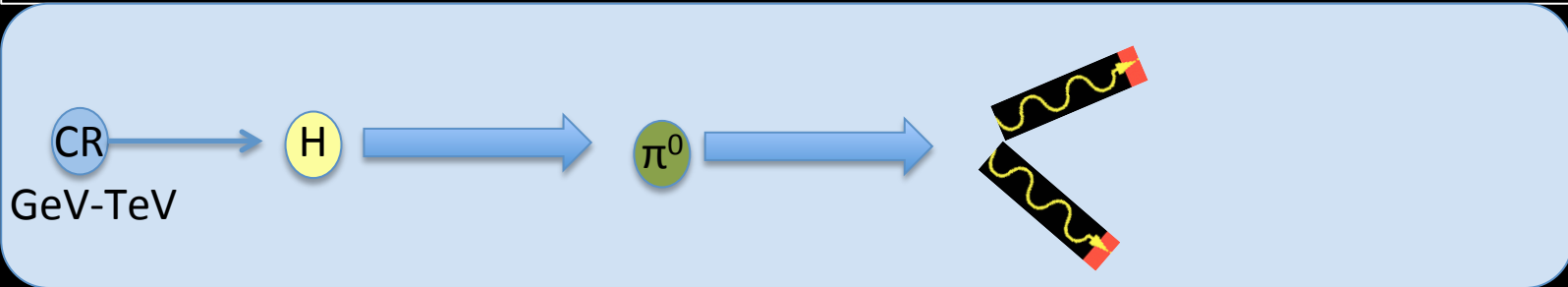
MeV-TeV
particles - gas
interaction



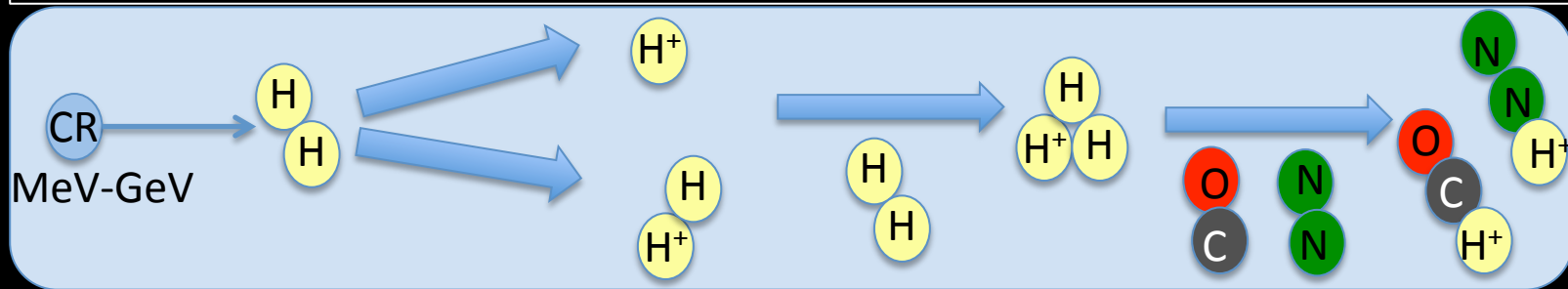
C.Ceccarelli
Santa Barbara
2016

THE MeV-TeV PARTICLES – GAS INTERACTION

1- WHEN GeV-TeV PARTICLES HIT ATOMS THEY CREATE γ -ray PHOTONS BY DECAY OF π^0 -MESONS



2- MeV-GeV PARTICLES IONIZE THE GAS (H_2^+ , H^+), EVENTUALLY CREATING H_3^+ MOLECULES THAT TRANSMIT THE CHARGE TO OTHER SPECIES



3- MeV-GeV CR HEAT THE GAS

CR=
Cosmic Rays

PEW=
Protostellar
Energetic
Winds

MeV-TeV
particles - gas
interaction

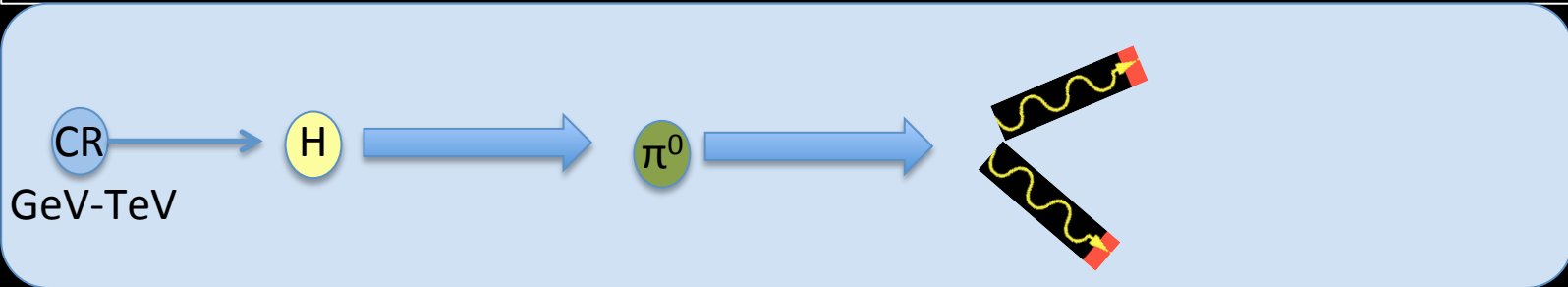


C. Ceccarelli
Santa Barbara
2016

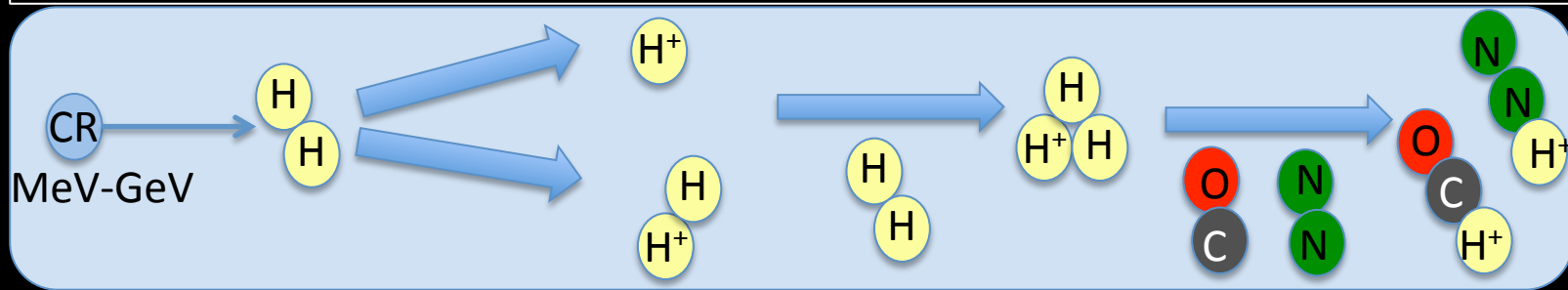
THE MeV-TeV PARTICLES

OBSERVATIONS

1- WHEN GeV-TeV PARTICLES HIT ATOMS THEY CREATE γ -ray PHOTONS BY DECAY OF π^0 -MESONS



2- MeV-GeV PARTICLES IONIZE THE GAS (H_2^+ , H^+), EVENTUALLY CREATING H_3^+ MOLECULES THAT TRANSMIT THE CHARGE TO OTHER SPECIES



~~3- MeV-GeV CR HEAT THE GAS: TOO "GENERIC"~~

CR=
Cosmic Rays

PEW=
Protostellar
Energetic
Winds

MeV-TeV
particles - gas
interaction

THE MeV-TeV PARTICLES

OBSERVATIONS



1) γ -ray EMISSION

$>280\text{MeV PARTICLE} + p_{\text{gas}} \rightarrow \pi^0 \rightarrow 2\gamma$

$$F_{\gamma} = q_{\gamma} \frac{M_{\text{cloud}}}{m_p 4\pi d^2}$$

The γ -ray flux F_{γ} is

- proportional to the flux of $>280\text{MeV}$ particles q_{γ} ;
- proportional to the cloud mass M_{cloud} ;
- inversely proportional to the distance d from the $>280\text{MeV}$ particles accelerating shock.



BUT NOT UNIQUE



C. Ceccarelli
Santa Barbara
2016

CR=
Cosmic Rays

PEW=
Protostellar
Energetic
Winds

MeV-TeV
particles - gas
interaction

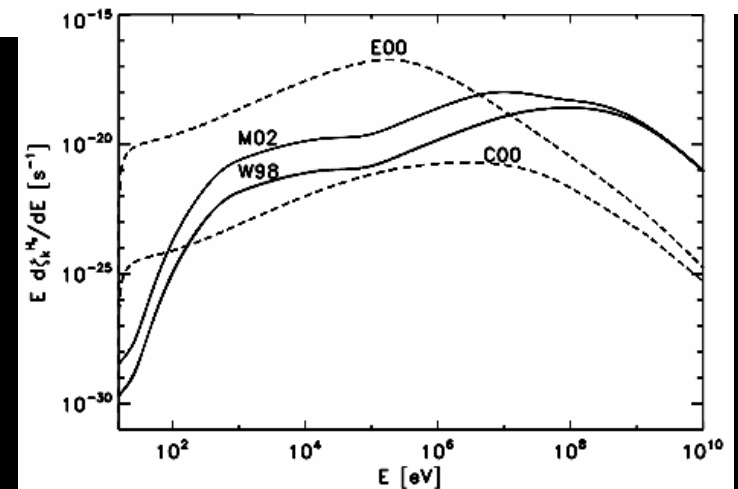
THE MeV-GeV PARTICLES – GAS INTERACTION

2) GAS IONIZATION

THE QUANTITY TO MEASURE IS THE *IONIZATION RATE*,
CALLED ζ

$$\zeta^{\text{H}_2}(\mathbf{r}, t) = (1 + \phi) \int_{E_{\min}}^{E_{\max}} \frac{d^3 N_p(\mathbf{r}, E_p, t)}{dE_p dA dt} \sigma_{\text{ion}}^{\text{H}_2}(E_p) dE_p$$

CR case: Padovani et al. 2009



Differential contribution to the
ionization rate ζ as a function of E



C.Ceccarelli
Santa Barbara
2016

CR=
Cosmic Rays

PEW=
Protostellar
Energetic
Winds

MeV-TeV
particles - gas
interaction



C.Ceccarelli
Santa Barbara
2016

11

THE MeV-GeV PARTICLES

OBSERVATIONS

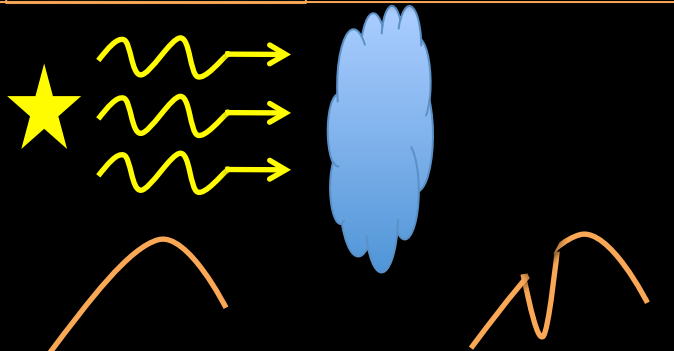

2) GAS IONIZATION

THE QUANTITY TO MEASURE IS THE *IONIZATION RATE*,
CALLED ζ

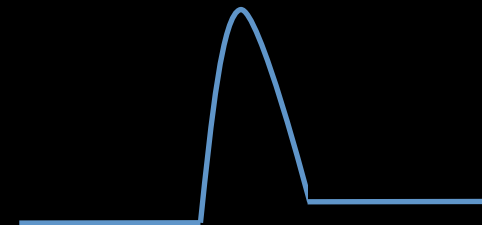
USE "SIMPLE" IONS FORMED BY
MeV-GeV PARTICLES:

H_3^+ , OH^+ , HCO^+ , DCO^+ , N_2H^+

DIFFUSE vs DENSE CLOUDS



Absorption observations =>
limited by the presence of strong
FIR sources behind
(e.g. Indriolo et al. & Neufeld et al.)



Emission observations =>
Non limited by the presence of
strong IR/FIR sources behind

CR=
Cosmic Rays

PEW=
Protostellar
Energetic
Winds

MeV-TeV
particles - gas
interaction

THE MeV-TeV PARTICLES

OBSERVATIONS

2) GAS IONIZATION: a) the $\text{DCO}^+/\text{HCO}^+$ ratio

ζ IS DERIVED BY MEASURING THE ELECTRON DENSITY $n(e)$

✓ $n(e)$ IS DERIVED BY OBSERVATIONS OF THE $\text{DCO}^+/\text{HCO}^+$ RATIO (e.g. Guelin et al. 1977):



$$\frac{\text{DCO}^+}{\text{HCO}^+} = \frac{\text{H}_2\text{D}^+/\text{H}_3^+}{3 \cdot (1 + \frac{2}{3} \cdot \text{H}_2\text{D}^+/\text{H}_3^+)}$$



C. Ceccarelli
Santa Barbara
2016

CR=
Cosmic Rays

PEW=
Protostellar
Energetic
Winds

MeV-TeV
particles - gas
interaction

THE MeV-TeV PARTICLES

OBSERVATIONS

2) GAS IONIZATION: a) the DCO⁺/HCO⁺ ratio

ζ IS DERIVED BY MEASURING THE ELECTRON DENSITY $n(e)$

✓ $n(e)$ IS DERIVED BY OBSERVATIONS OF THE DCO⁺/HCO⁺ RATIO (e.g. Guelin et al. 1977):



✓ $\text{H}_2\text{D}^+/\text{H}_3^+$ DEPENDS ON $n(e)$



$$\frac{\text{DCO}^+}{\text{HCO}^+} = \frac{\text{H}_2\text{D}^+/\text{H}_3^+}{3 \cdot (1 + \frac{2}{3} \cdot \text{H}_2\text{D}^+/\text{H}_3^+)}$$

$$\frac{\text{H}_2\text{D}^+}{\text{H}_3^+} = [\text{D}] \frac{2k_{\text{form}}}{k_e x_e + k_{\text{CO}} x_{\text{CO}} + k_{\text{form}} e^{220/kT}}$$



C.Ceccarelli
Santa Barbara
2016

CR=
Cosmic Rays

PEW=
Protostellar
Energetic
Winds

MeV-TeV
particles - gas
interaction



C. Ceccarelli
Santa Barbara
2016

THE MeV-TeV PARTICLES

OBSERVATIONS

2) GAS IONIZATION: a) the DCO⁺/HCO⁺ ratio

ζ IS DERIVED BY MEASURING THE ELECTRON DENSITY $n(e)$

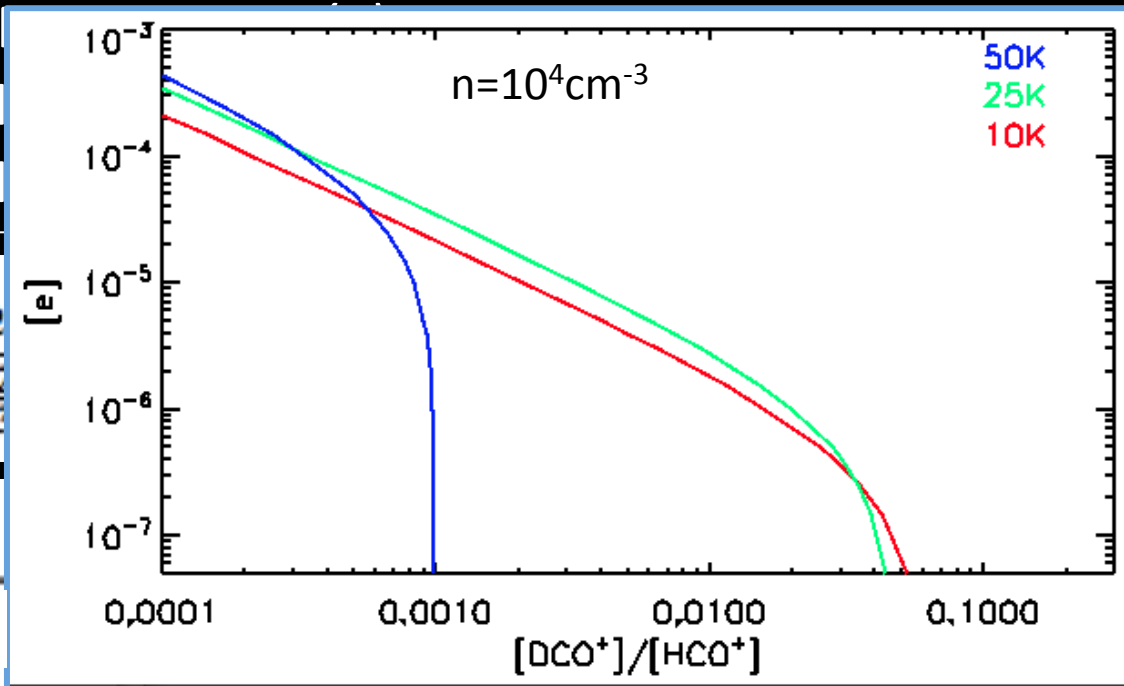
✓ $n(e)$ IS DERIVED BY OBSERVATIONS OF THE DCO⁺/HCO⁺ RATIO (e.g. Guelin et al. 1977):



✓ $\text{H}_2\text{D}^+/\text{H}_3^+$ DEPENDS ON

$$\frac{\text{DCO}^+}{\text{HCO}^+} = \frac{\text{H}_2\text{D}^+}{3 \cdot (1 + \dots)}$$

$$\frac{\text{H}_2\text{D}^+}{\text{H}_3^+} = [\text{D}] \frac{k_e x_e}{k_e x_e}$$



CR=
Cosmic Rays

PEW=
Protostellar
Energetic
Winds

MeV-TeV
particles - gas
interaction



C.Ceccarelli
Santa Barbara
2016

THE MeV-TeV PARTICLES

OBSERVATIONS

2) GAS IONIZATION: b) the $\text{HCO}^+/\text{N}_2\text{H}^+$ ratio*

ζ IS DERIVED BY MEASURING THE ELECTRON DENSITY $n(e)$

✓ $n(e)$ IS DERIVED BY OBSERVATIONS OF THE $\text{HCO}^+/\text{N}_2\text{H}^+$ RATIO (e.g. Ceccarelli et al. 2014):



*ESPECIALLY USEFUL IN WARM GAS (WHERE DCO^+ HAS A LOW ABUNDANCE)

CR=
Cosmic Rays

PEW=
Protostellar
Energetic
Winds

CR source
hunt

OBSERVATIONS



C.Ceccarelli
Santa Barbara
2016

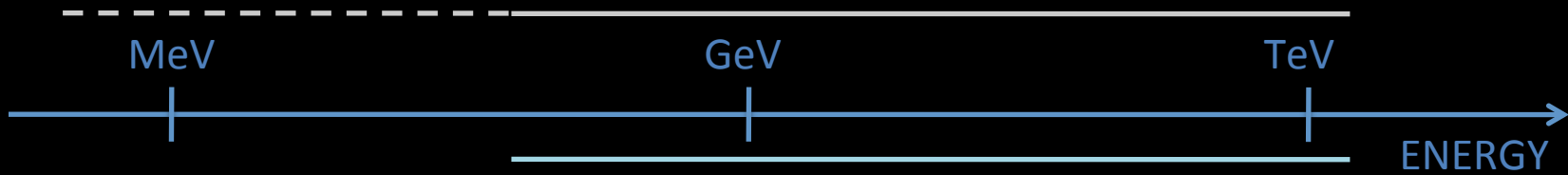
CR=
Cosmic Rays

PEW=
Protostellar
Energetic
Winds

CR source
hunt

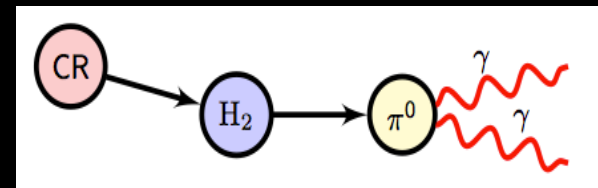
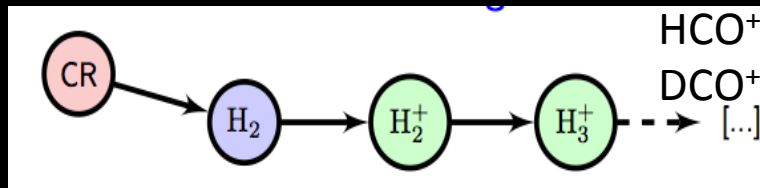
THE CR-ISM INTERACTION

CR SPECTRUM



Gas ionization

Emission of γ -ray photons



OBSERVATIONS of MOLECULAR IONS



IRAM

OBSERVATIONS γ



HESS



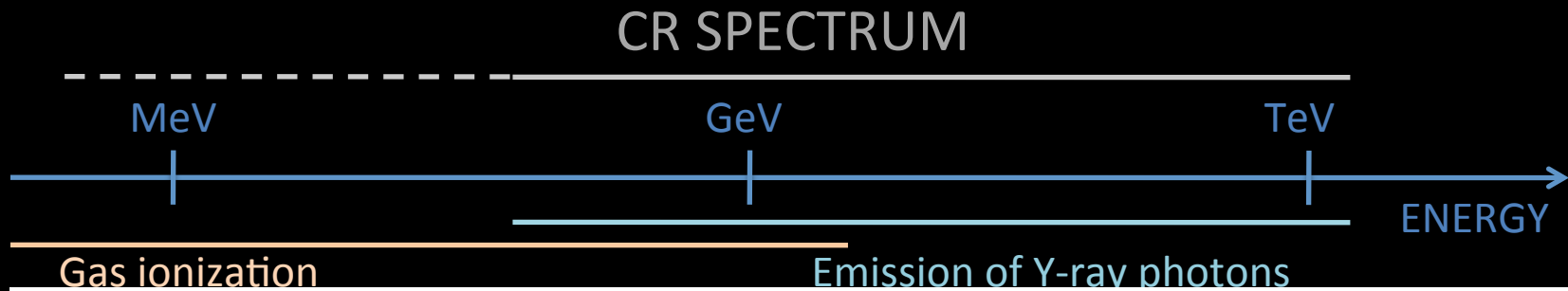
C.Ceccarelli
Santa Barbara
2016

CR=
Cosmic Rays

PEW=
Protostellar
Energetic
Winds

CR source
hunt

THE CR-ISM INTERACTION



USE THE TWO TYPES OF OBSERVATIONS TO:

- 1- DETECT/CONFIRM THE CR ACCELERATION SITES**
- 2- (ROUGHLY) CONSTRAIN THE CR EMERGING SPECTRUM AND, CONSEQUENTLY, THE CR DIFFUSION COEFFICIENT**

OBSERVATIONS of MOLECULAR IONS



HESS



C.Ceccarelli
Santa Barbara
2016

CR=
Cosmic Rays

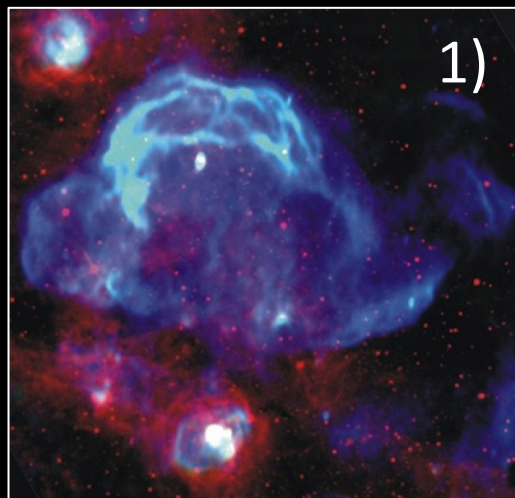
PEW=
Protostellar
Energetic
Winds

CR source
hunt

WHERE TO SEARCH FOR THE CR PRODUCTION SITES

CRITERIA

- 1) MOLECULAR CLOUD CLOSE TO A SNR
- 2) MOLECULAR CLOUD OVERLAPPING WITH TeV EMISSION
- 3) GAS IONIZATION MUST BE ENHANCED



+



+



C. Ceccarelli
Santa Barbara
2016

CR=
Cosmic Rays

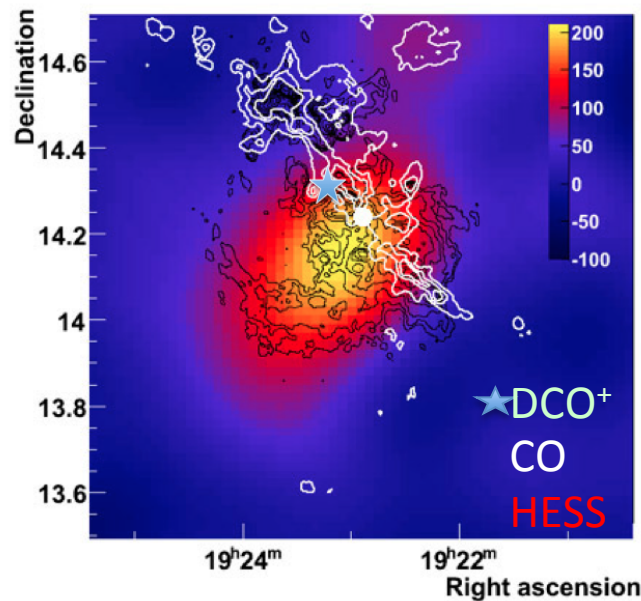
PEW=
Protostellar
Energetic
Winds

CR source
hunt

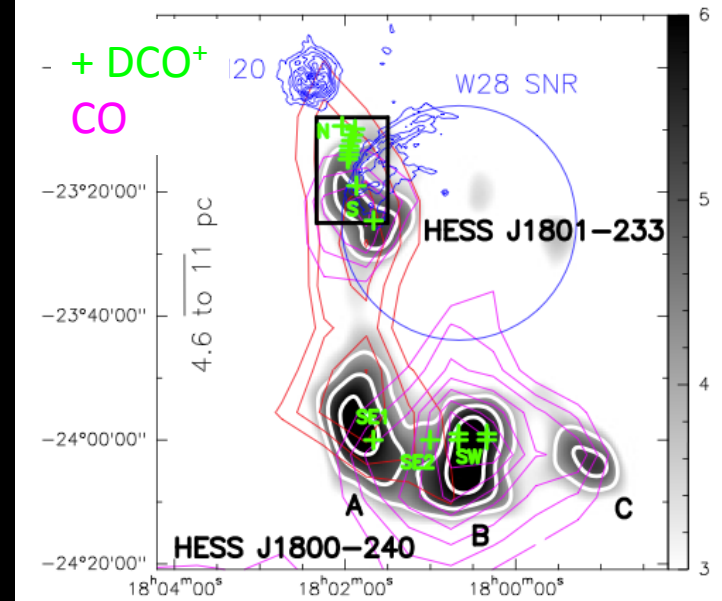
OBSERVATIONS TOWARDS TWO SNRs

W51: ~6Kpc distance,
 3×10^4 yr old, associated with
a bright TeV source, HESS
J1923+141

W28: SNR at 2-4Kpc distance,
 $\geq 10^4$ yr old, associated with two
bright TeV sources, HESS
J1801-233 and J1800-240.



Ceccarelli, Hily-Blant, Montmerle,
Dubus, Gallant & Fiasson,
2011 ApJL



Vaupré, Hily-Blant, Ceccarelli,
Dubus, Gabici & Montmerle,
2014 A&A



C.Ceccarelli
Santa Barbara
2016

CR=
Cosmic Rays

PEW=
Protostellar
Energetic
Winds

CR source
hunt

THE OBSERVATIONS towards W28

OBSERVATIONS OF :

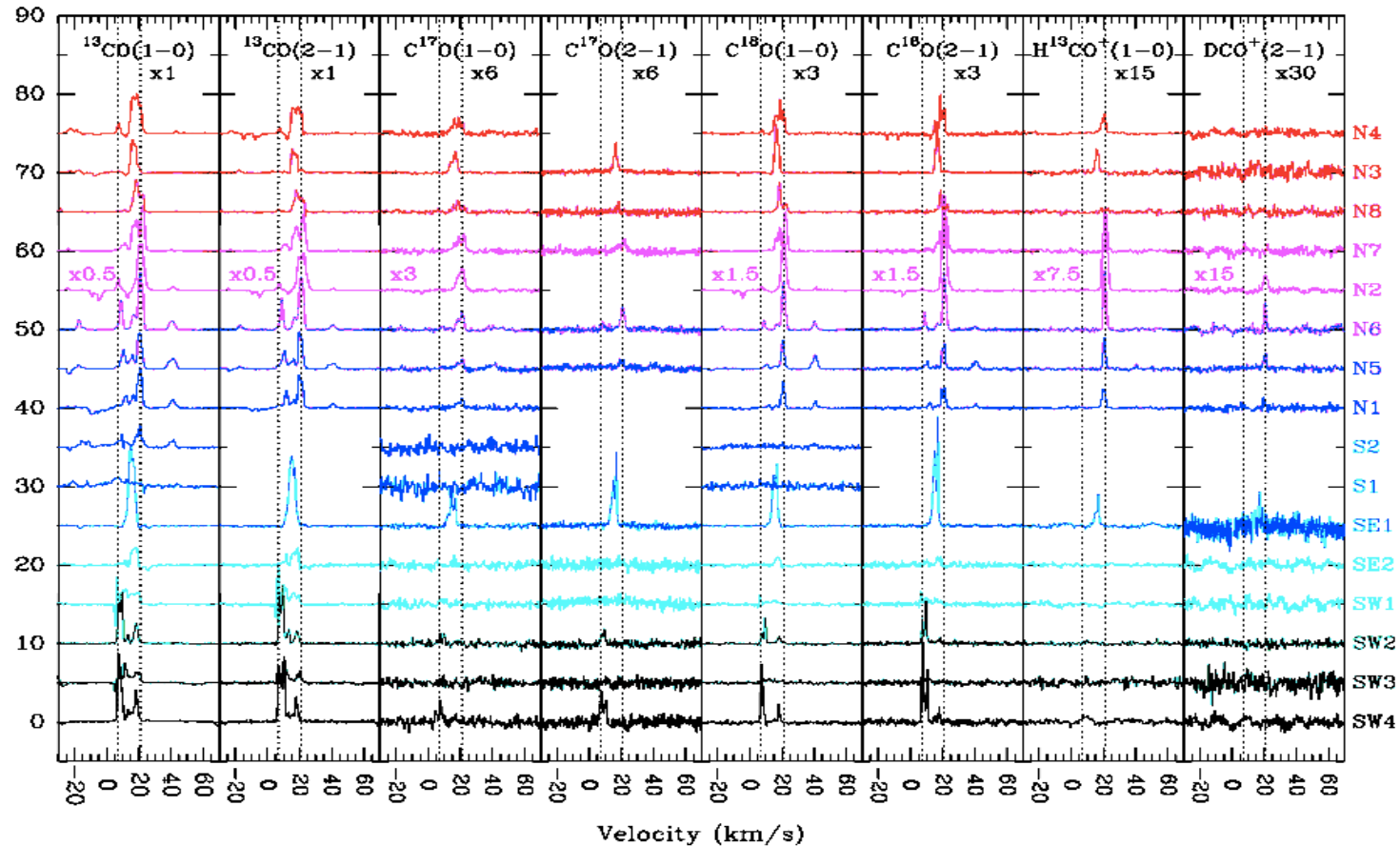
1) ^{13}CO and C^{18}O : 1-0 and 2-1 lines

→ TO DERIVE THE PHYSICAL PROPERTIES (dens, Temp, coldens)

2) H^{13}CO^+ 1-0 and DCO^+ 2-1 lines

→ TO DERIVE THE IONIZATION

W28



C. Ceccarelli
Santa Barbara
2016

CR=
Cosmic Rays

PEW=
Protostellar
Energetic
Winds

CR source
hunt

THE OBSERVATIONS towards W28

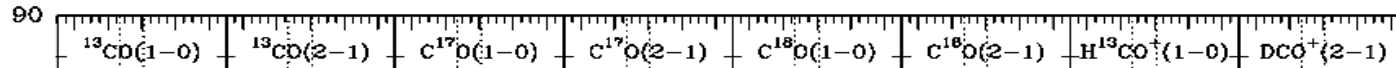
OBSERVATIONS OF :

1) ^{13}CO and C^{18}O : 1-0 and 2-1 lines

→ TO DERIVE THE PHYSICAL PROPERTIES (dens, Temp, coldens)

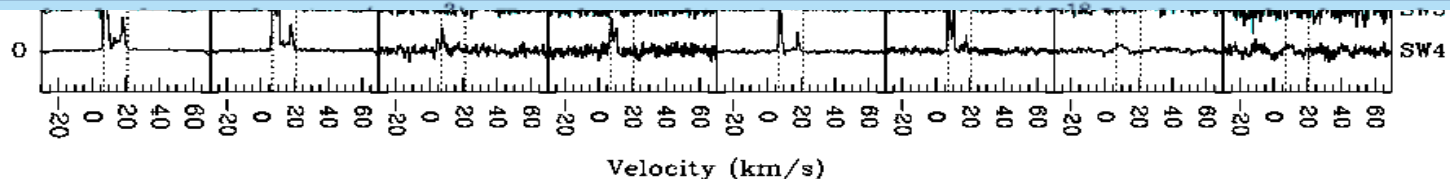
2) H^{13}CO^+ 1-0 and DCO^+ 2-1 lines

→ TO DERIVE THE IONIZATION



NON-LTE LVG (lvg_gre) ANALYSIS + NUMERICAL CHEMICAL MODEL

Pos.	Δv [km s ⁻¹]	n_{H_2} [10 ³ cm ⁻³]	T_{kin} [K]	$N(\text{C}^{18}\text{O})$ [10 ¹⁵ cm ⁻²]	A_V [mag]	$N(\text{H}^{13}\text{CO}^+)$ [10 ¹² cm ⁻²]	$N(\text{DCO}^+)$ [10 ¹² cm ⁻²]	$R_D = \frac{[\text{DCO}^+]}{[\text{HCO}^+]}$	ζ [10 ⁻¹⁷ s ⁻¹]
N1	3.5	0.6 {0.2 - 1}	15 ± 5	4 {2 - 6}	21 {11 - 32}	0.8 - 1.3	< 0.22	< 0.005	> 13
N5	3.0	4 {2 - 5}	10 ± 2	3 {2 - 8}	16 {11 - 32}	1.1 - 1.4	0.89 - 1.30	0.014 - 0.020	130 - 330
N6	3.0	4 {2 - 6}	13 ± 3	6 {4 - 20}	32 {21 - 105}	1.8 - 2.5	0.79 - 1.30	0.008 - 0.012	130 - 400
N2 [†]	5.0	> 2	16 ± 2	20 {15 - 30}	105 {79 - 158}	5.6 - 8.9	1.10 - 2.00	0.003 - 0.006	-
N7	2.5	2 {2 - 5}	10 ± 2	4 {3 - 10}	21 {16 - 53}	0.6 - 0.9	< 0.25	< 0.007	> 130
N8	3.5	1 {0.6 - 2}	8 ± 1	3 {2 - 4}	16 {11 - 21}	< 0.2	< 0.35	-	-
N3	3.5	6 {4 - 10}	8 ± 1	6 {5 - 7}	32 {26 - 37}	1.0 - 1.4	< 0.35	< 0.006	> 260
N4	3.0	2 {0.6 - 4}	12 ± 3	2 {2 - 3}	11 {5 - 16}	1.0 - 1.4	< 0.35	< 0.006	> 40
SE1	4.0	2 {1 - 5}	19 ± 5	6 {5 - 20}	32 {26 - 105}	0.4 - 0.56	0.79 - 1.0	0.032 - 0.05	0.2 - 20
SE2	3.0	4 {2 - 10}	8 ± 2	0.9 {0.4 - 20}	5 {2 - 105}	< 0.2	< 0.28	-	-
SW2	1.5	2 {1 - 4}	20 ± 4	4 {3 - 10}	21 {16 - 53}	< 0.1	< 0.22	-	-
SW4 [†]	1.5	6 {4 - 10}	16 ± 2	1.5 {1 - 3}	5 {5 - 16}	0.5 - 0.8	< 0.25	< 0.009	-



CR=
Cosmic Rays

PEW=
Protostellar
Energetic
Winds

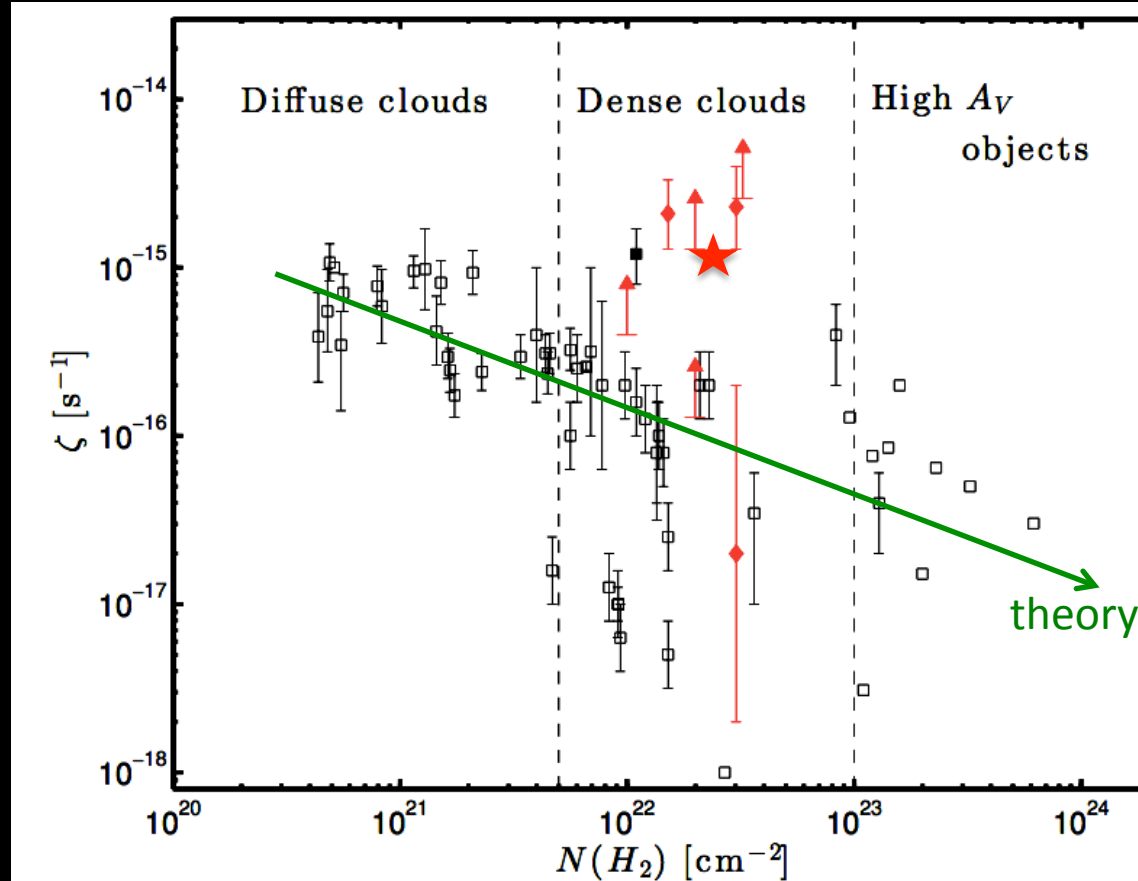
CR source
hunt



C. Ceccarelli
Santa Barbara
2016

23

W51C-E and W28-N5/6: CLOSE TO SITES OF CR ACCELERATION?



Adapted by Vaupré et al. 2014 from
Padovani et al. 2012

RESULT: THE MEASURED CR IONIZATION RATE IN W51C-E AND W28-N5/6 IS DEFINITELY LARGER (~100 times) THAN IN OTHER GALACTIC CLOUDS

CR=
Cosmic Rays

PEW=
Protostellar
Energetic
Winds

CR source
hunt



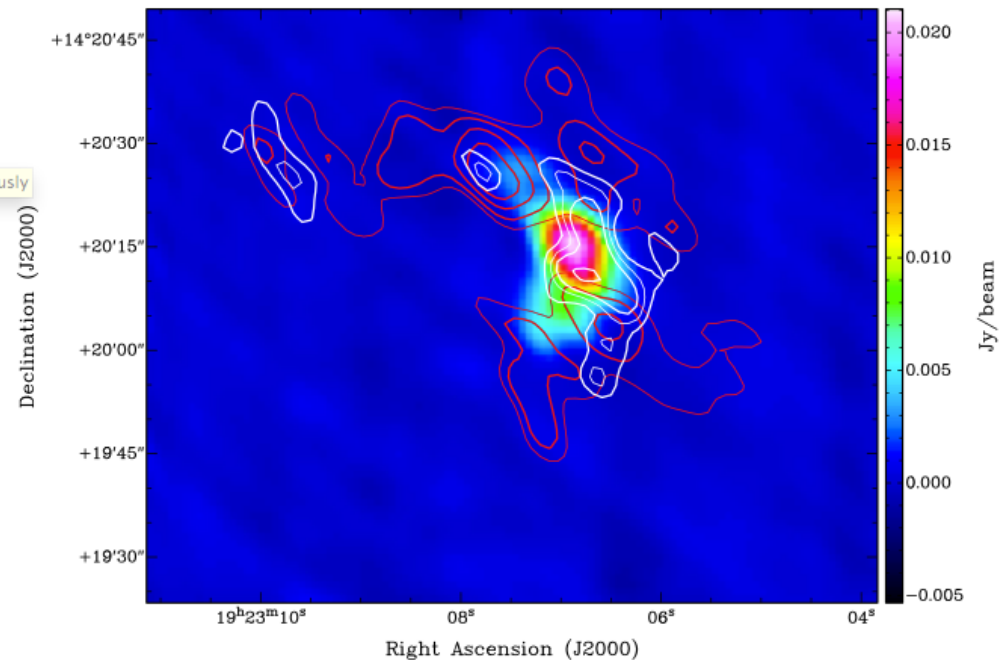
C.Ceccarelli
Santa Barbara
2016

24

W51C-E: CLOSE TO A SITE OF CR ACCELERATION?

HIGH SPATIAL
RESOLUTION ($\approx 3''$)
OBSERVATIONS
WITH IRAM PdB
Dumas, Ceccarelli, Hily-
Blant, Dubus, Montmerle,
Gabici, 2014 ApJL

COLOR= continuum; WHITE= H^{13}CO^+ ; RED= SiO



- 1) **NO DCO^+ DETECTED** \rightarrow THE WHOLE REGION ENCOMPASSED BY THE IRAM-30m BEAM IS IONISED
- 2) **DETECTION OF SiO** \rightarrow PRESENCE OF TWO SHOCKS (ROUGHLY PERPENDICULAR TO THE DIRECTION OF THE SNR RADIUS): **SITES OF MeV-GeV CR ACCELERATION???**

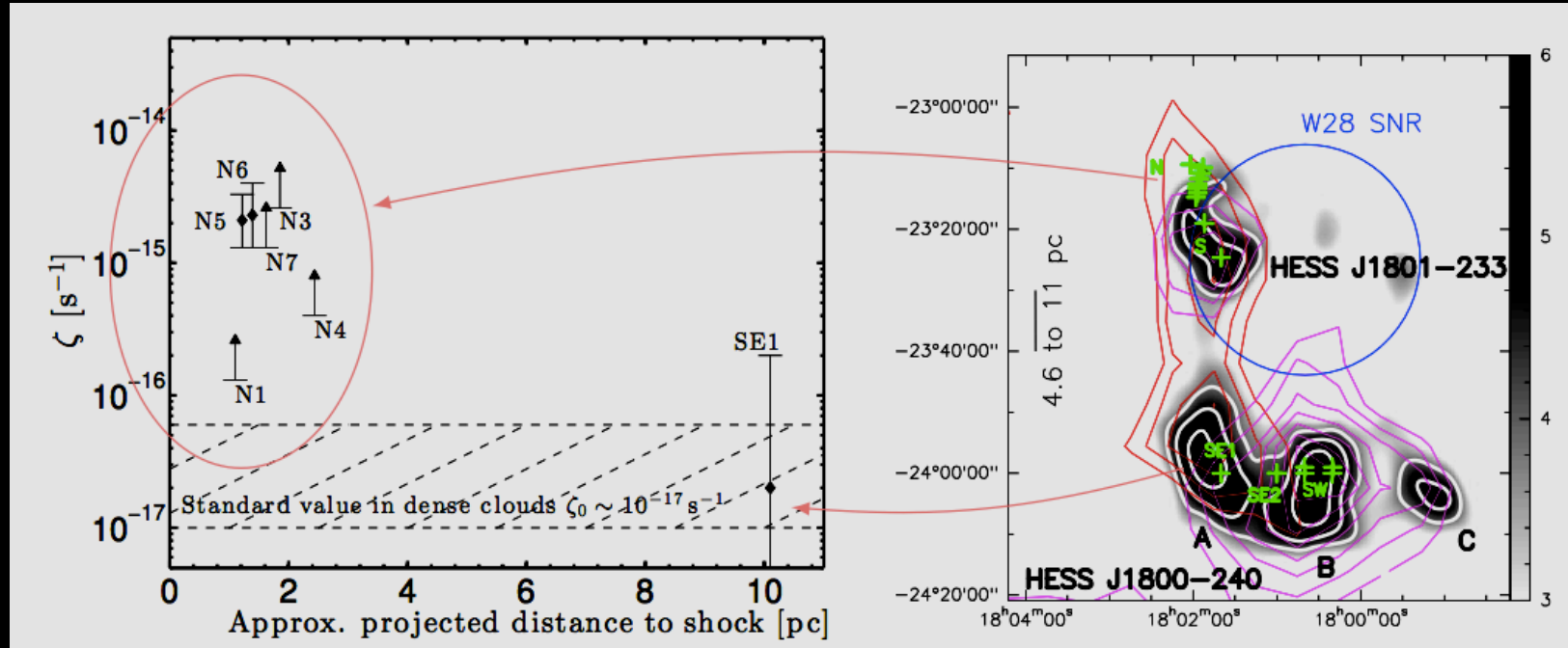
CR=
Cosmic Rays

PEW=
Protostellar
Energetic
Winds

CR source
hunt

W28 SE1 vs N5/N6:

CLOSE TO A SITE OF CR ACCELERATION?



Vaupré et al. 2014

**GAS IONIZATION ONLY ENHANCED IN THE NORTH CLOUD,
WHICH IS ALSO CLOSER TO THE SNR BORDER (in 2D)**



C. Ceccarelli
Santa Barbara
2016

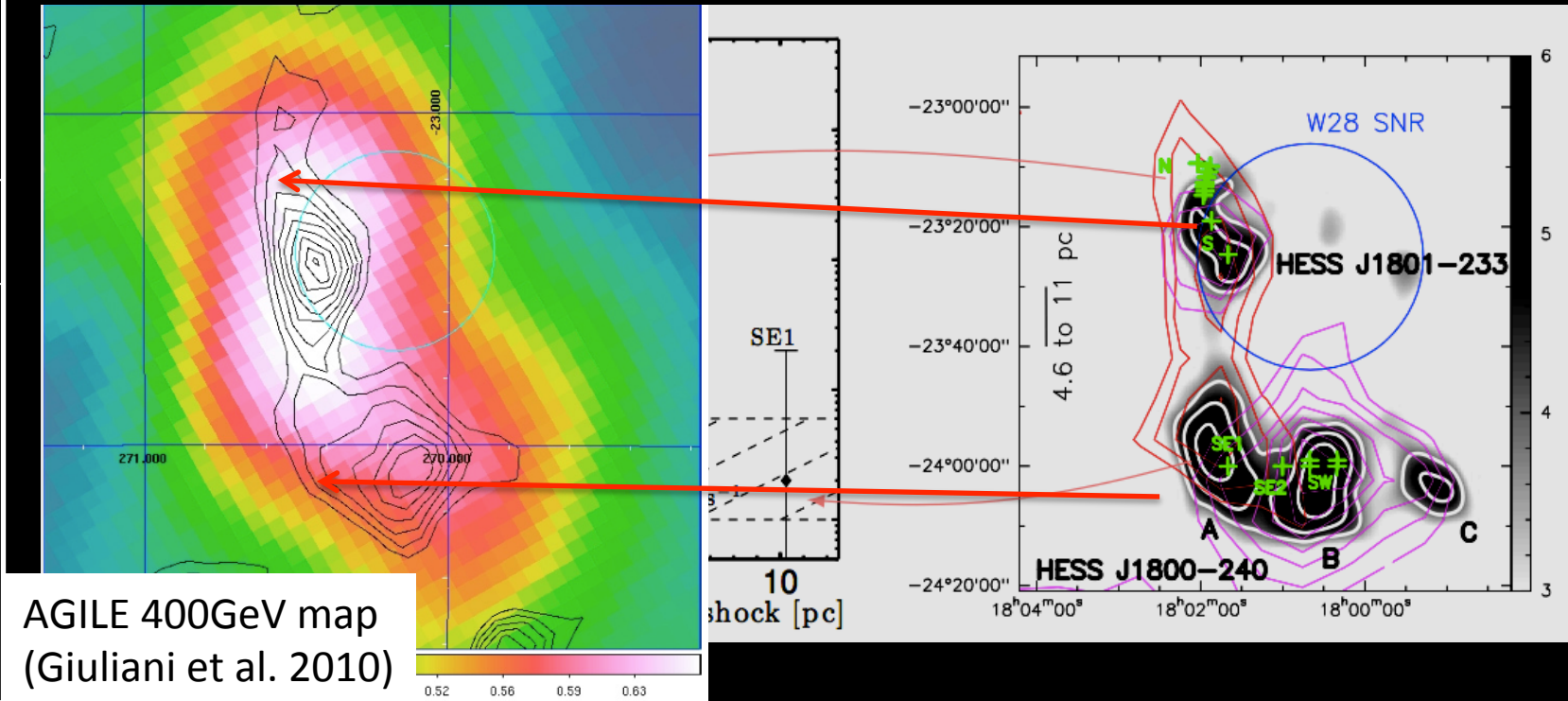
CR=
Cosmic Rays

PEW=
Protostellar
Energetic
Winds

CR source
hunt

W28 SE1 vs N5/N6:

CLOSE TO A SITE OF CR ACCELERATION?



AGILE 400GeV map
(Giuliani et al. 2010)

GAS IONIZATION ONLY ENHANCED IN THE NORTH CLOUD,
WHICH IS ALSO CLOSER TO THE SNR BORDER (in 2D)

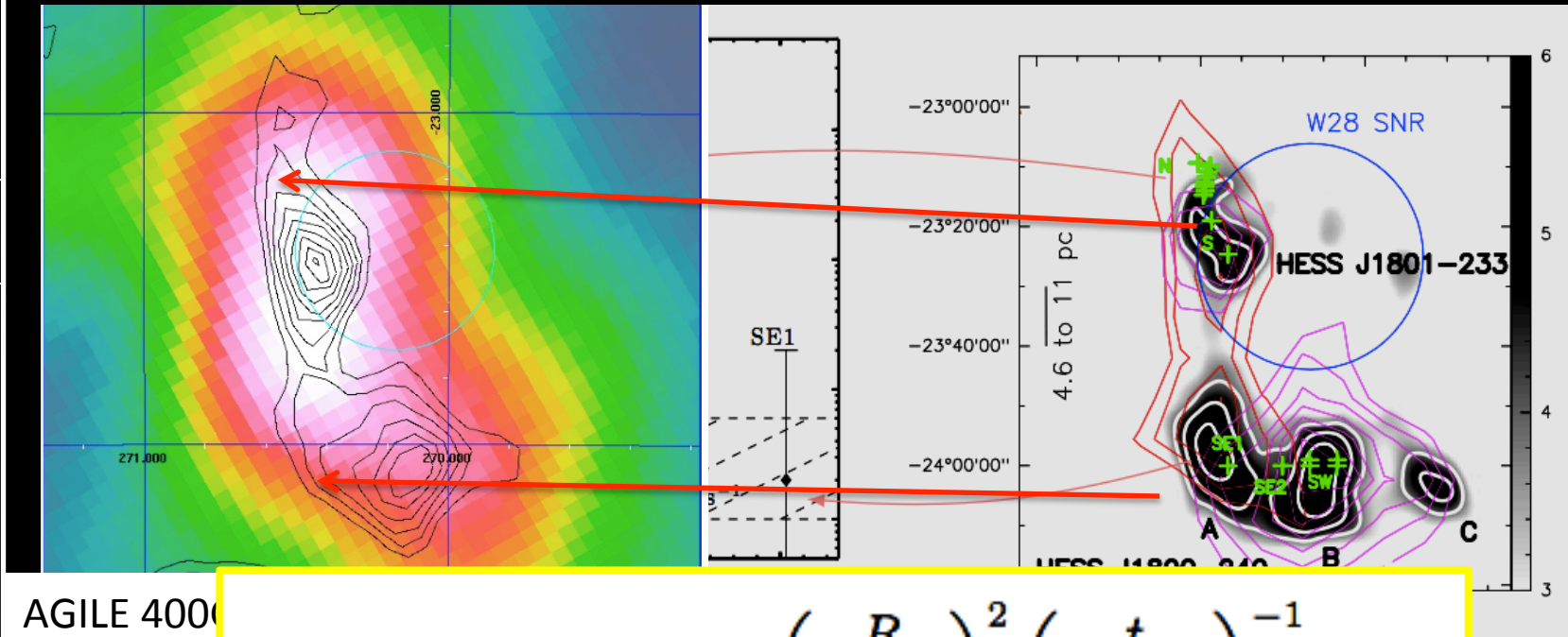
AGILE AND FERMI-LAT GeV MAPS ALSO SHOW LITTLE
EMISSION IN THE SOUTH CLOUD!

CR=
Cosmic Rays

PEW=
Protostellar
Energetic
Winds

CR source
hunt

W28 SE1 vs N5/N6: CLOSE TO A SITE OF CR ACCELERATION?



AGILE 400
(Giuliani et

$$D_{(\approx 10 \text{ GeV})} \gtrsim 3 \times 10^{27} \left(\frac{R}{10 \text{ pc}} \right)^2 \left(\frac{t}{10^4 \text{ yr}} \right)^{-1} \text{ cm}^2/\text{s}$$

RESULT: THE LARGER THE CR ENERGY THE LARGER THE CR TRAVEL DISTANCE... IN AGREEMENT WITH THEORETICAL EXPECTATIONS!

=> Constraints on the CR DIFFUSION COEFFICIENT D



C.Ceccarelli
Santa Barbara
2016

CR=
Cosmic Rays

PEW=
Protostellar
Energetic
Winds

The EPW hunt



C.Ceccarelli
Santa Barbara
2016

ENERGETIC WIND PARTICLES IN AN EMBEDDED PROTOSTAR AND THE LINK WITH THE SOLAR SYSTEM

CR=
Cosmic Rays

PEW=
Protostellar
Energetic
Winds

The EPW hunt

PROTOSTELLAR ENERGETIC WINDS

ENERGETIC PARTICLES ARE ACCELERATED BY THE
NEW BORN STAR: THE EFFECT SHOULD BE MORE
EVIDENT IN THE INNER REGIONS OF THE ENVELOPE
=> DENSE AND WARM GAS



THE $\text{DCO}^+/\text{HCO}^+$ RATIO NOT USABLE
=> HIGH LEVEL LINES FROM $\text{N}_2\text{H}^+/\text{HCO}^+$


CR=
Cosmic Rays

PEW=
Protostellar
Energetic
Winds

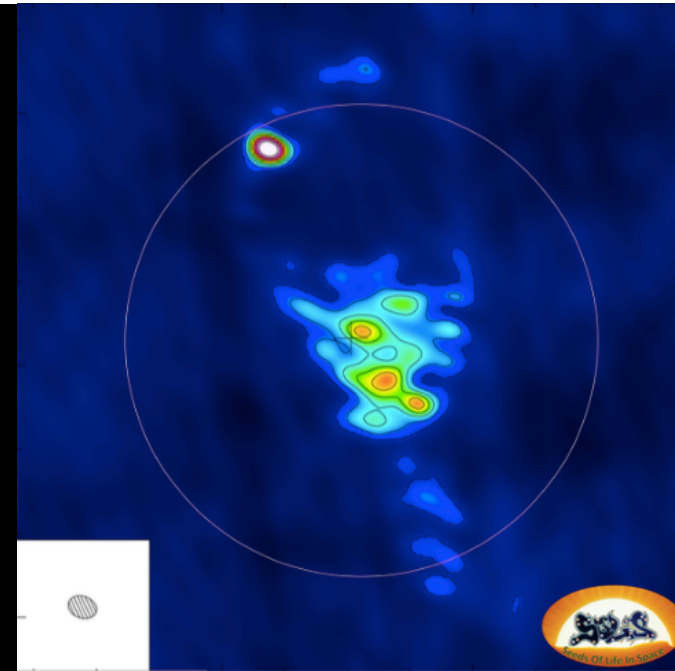
The EPW hunt

PROTOSTELLAR ENERGETIC WINDS

OMC2-FIR4: a protocluster likely similar to the cluster where the Solar System was born



NOEMA observations (from SOLIS project)



Ceccarelli et al. in prep.

OMC2-FIR4: YOUNG CLUSTER OF LOW- AND INTERMEDIATE- MASS PROTOSTARS WITH A TOTAL BOLOMETRIC 100-1000L_o
(Crimier et al. 2010; Lopez-Sepulcre et al. 2013; Furlan et al. 2014)



C.Ceccarelli
Santa Barbara
2016

CR=
Cosmic Rays

PEW=
Protostellar
Energetic
Winds

The EPW hunt

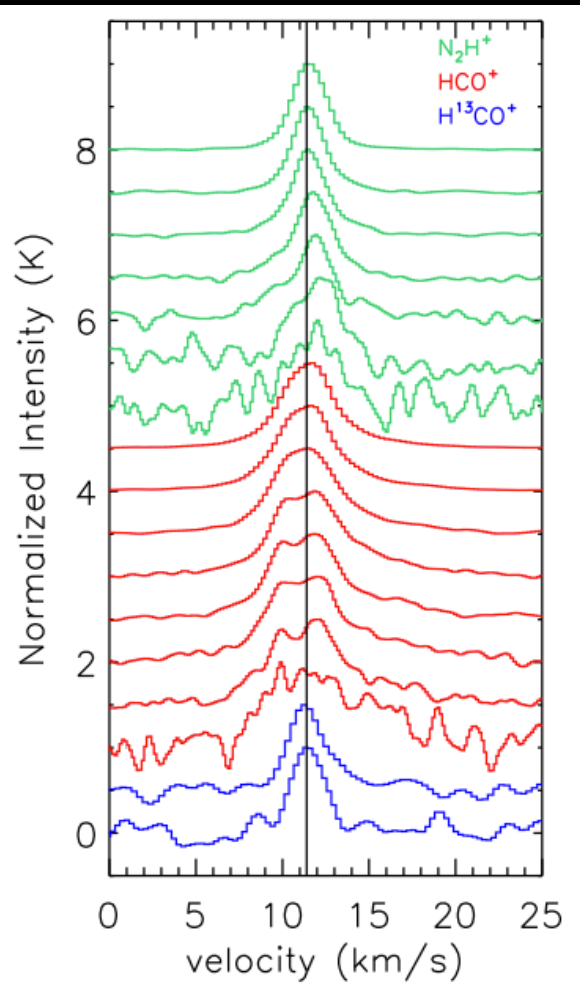


C.Ceccarelli
Santa Barbara
2016

31

HERSCHEL CHESS* OBSERVATIONS OF OMC2-FIR4

*CHESS = CHEMICAL HERSCHEL SURVEYS OF STAR FORMING REGIONS



DETECTION OF SEVERAL HIGH J LINES
FROM HCO^+ , $H^{13}CO^+$ AND N_2H^+

**N_2H^+ LINES ARE ALMOST AS
BRIGHT AS THE HCO^+ LINES**

Kama, Lopez-Sepulcre, Ceccarelli, Dominik et al. 2013, A&A

CR=
Cosmic Rays

PEW=
Protostellar
Energetic
Winds

The EPW hunt



C.Ceccarelli
Santa Barbara
2016

OMC2-FIR4 SLED* ANALYSIS

* SLED =SPECTRAL LINE ENERGY DISTRIBUTION

Non-LTE LVG (Top) and Chemical (Bottom) Analysis

	Warm Component		Envelope	
	Adopted Solution ^a	Range	Adopted Solution ^a	Range
Results from the non-LTE LVG analysis				
H ₂ density (cm ⁻³)	4.0×10^7	$1-80 \times 10^7$	1.2×10^6	$0.8-2 \times 10^6$
Temperature (K)	120	75-150	40	30-45
Source size (arcsec)	8	6-15	18	17-26
Source radius (AU)	1600	1250-3000	3700	3500-5000
$N(\text{HCO}^+)$ (cm ⁻²)	7×10^{13}	$6-15 \times 10^{13}$	3×10^{14}	$2-6 \times 10^{14}$
$N(\text{N}_2\text{H}^+)$ (cm ⁻²)	3×10^{13}	$2-5 \times 10^{13}$	1×10^{14}	$0.5-2 \times 10^{14}$
$\text{HCO}^+/\text{N}_2\text{H}^+$	3.5	3-4	3.5	3-4

A REMARKABLE VERY LOW, 3-4, HCO⁺/N₂H⁺ RATIO

Ceccarelli, Dominik, Lopez-Sepulcre, Kama, Padovani, Caux, Caselli 2014, ApJL

CR=
Cosmic Rays

PEW=
Protostellar
Energetic
Winds

The EPW hunt



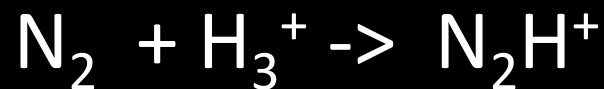
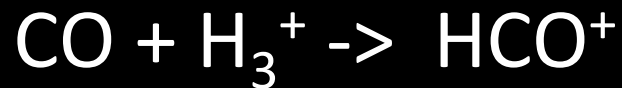
C.Ceccarelli
Santa Barbara
2016

33

THE CHEMISTRY OF HCO^+ AND N_2H^+

IN "NORMAL" CONDITIONS

FORMATION:



DESTRUCTION:



$\text{HCO}^+ / \text{N}_2\text{H}^+ \gg \text{elemental C/N} \approx 3$

$\text{HCO}^+ / \text{N}_2\text{H}^+ \approx \text{elemental C/N} \approx 3$ IMPLIES A
COMMON DESTROYER THAT DOES NOT
FORM $\text{HCO}^+ \rightarrow \text{electrons}$

CR=
Cosmic Rays

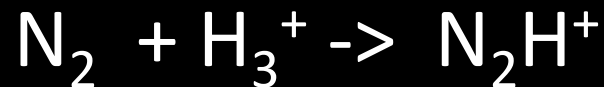
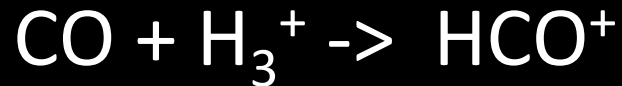
PEW=
Protostellar
Energetic
Winds

The EPW hunt

THE CHEMISTRY OF HCO^+ AND N_2H^+

IN "NORMAL" CONDITIONS

FORMATION:



DESTRUCTION:



$\text{HCO}^+ / \text{N}_2\text{H}^+ \gg \text{elemental C/N} \approx 3$

$\text{HCO}^+ / \text{N}_2\text{H}^+ \approx \text{elemental C/N} \approx 3$ IMPLIES A
COMMON DESTROYER THAT DOES NOT
FORM $\text{HCO}^+ \rightarrow \text{electrons}$



C. Ceccarelli
Santa Barbara
2016

CR=
Cosmic Rays

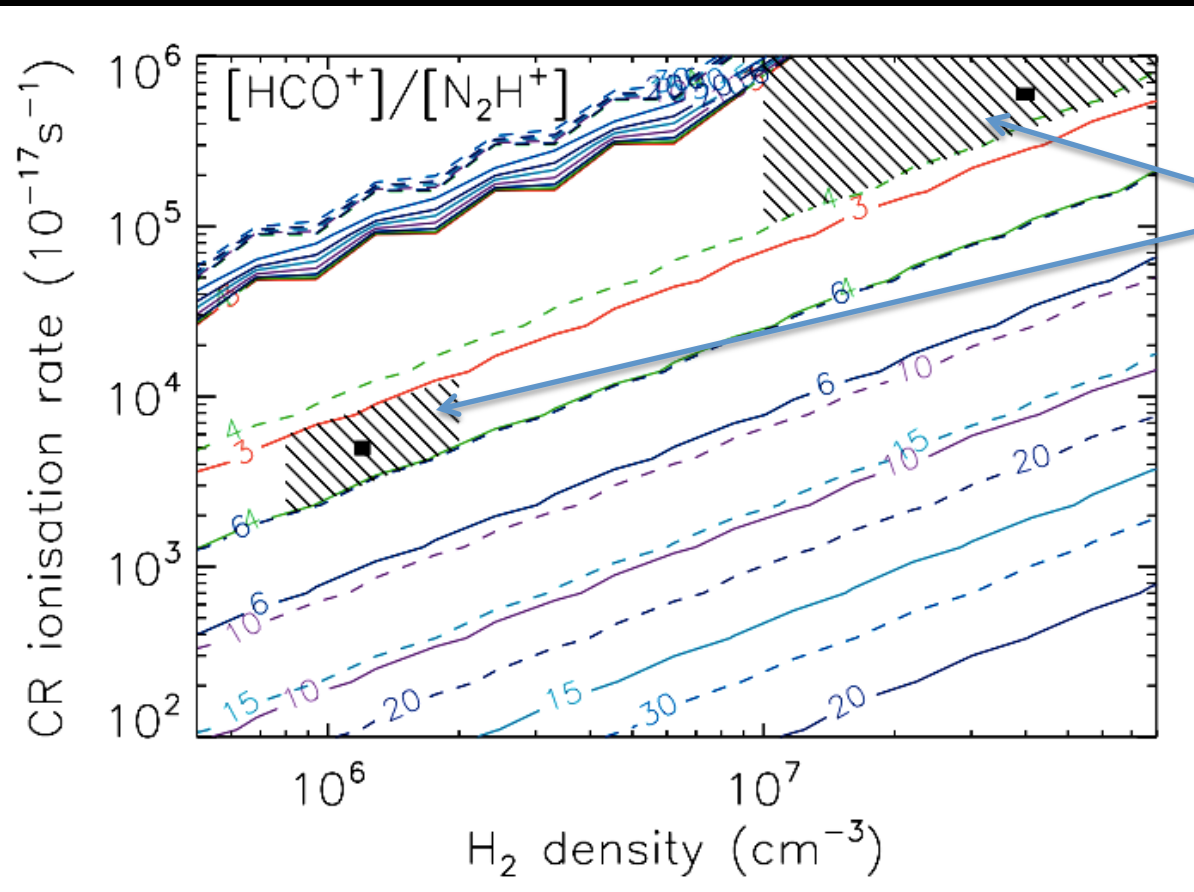
PEW=
Protostellar
Energetic
Winds

The EPW hunt



C.Ceccarelli
Santa Barbara
2016

THE CHEMISTRY OF HCO^+ AND N_2H^+



OBSERVED
VALUES

CHEMICAL MODEL: OBSERVATIONS vs PREDICTIONS

CR=
Cosmic Rays

PEW=
Protostellar
Energetic
Winds


The EPW hunt



C.Ceccarelli
Santa Barbara
2016

36

THE EMERGING PICTURE



Ceccarelli et al. 2014

www.esa.int/Our_Activities/Space_Science/Herschel/

EVIDENCE OF THE PRESENCE OF $>10\text{MeV}$ PARTICLES
IN A YOUNG EMBEDDED PROTOSTAR

DERIVED $>10\text{MeV}$ PARTICLES FLUX AT 1AU:
FLUENCE $>10^{19}$ protons/cm²/yr , i.e. CONSISTENT
WITH THAT DERIVED FROM METEORITIC MATERIAL

OMC2-FIR4 = YOUNG SOLAR SYSTEM ANALOGUE ?

CR=
Cosmic Rays

PEW=
Protostellar
Energetic
Winds

CONCLUSIONS

MOLECULES CAN HELP DISCOVERING THE SOURCES OF ACCELERATION OF CR AND REVEAL THE PRESENCE OF ENERGETIC PROTOSTELLAR WINDS

MOLECULAR CLOUDS IN W51C AND W28 WITH TeV EMISSION AND ENHANCED IONIZATION, ABOUT A FACTOR 100 HIGHER THAN THE AVERAGE GALACTIC CLOUDS. IN W51C-E TWO SHOCKS ARE PRESENTS, MAY BE GENERATING MeV-GeV CR
=> MORE TO COME! (e.g. W44)

HERSCHEL CHESS OBSERVATIONS REVEAL THE PRESENCE OF EPW IN AN EMBEDDED PROTOSTARS WHERE THE FLUX OF >10MeV PARTICLES IS ABOUT EQUAL TO THAT EXPERIENCED BY THE YOUNG SOLAR SYSTEM
=> MORE TO COME! (a sample of protostars)



C.Ceccarelli
Santa Barbara
2016

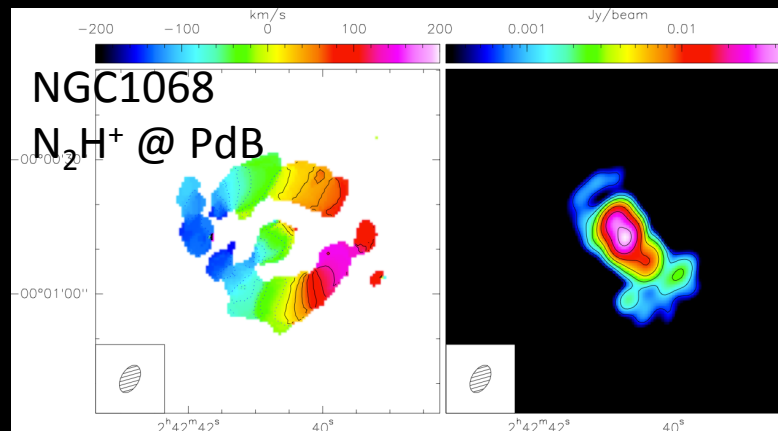
CR=
Cosmic Rays

PEW=
Protostellar
Energetic
Winds

CONCLUSIONS

MOLECULES CAN HELP DISCOVERING THE SOURCES OF
ACCELERATION OF CR AND REVEAL THE PRESENCE OF
ENERGETIC PROTOSTELLAR WINDS

=> APPLICATIONS TO EXTRAGALACTIC SOURCES



=> LA VIE EN ROSE: ALMA & NOEMA <=



C.Ceccarelli
Santa Barbara
2016