

Elongated BEC's : experimental results and open questions

Alain Aspect

Groupe d'Optique Atomique

Laboratoire Charles Fabry de l'Institut d'Optique - Orsay

<http://atomoptic.iota.u-psud.fr>

Theoretical prediction for an elongated condensate

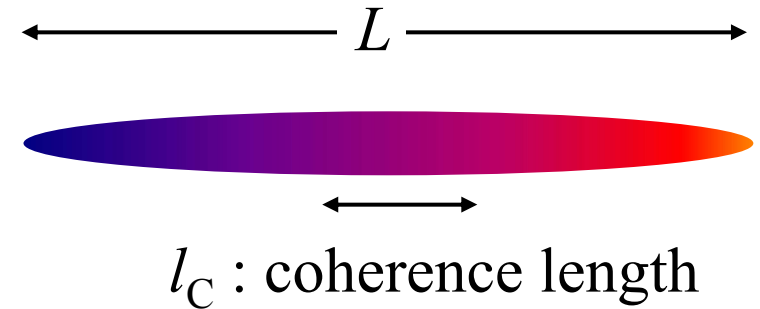
D. Petrov, J. Walraven, G. Shlyapnikov, PRL **85**, 3545 (2000), **87**, 050404 (2001)

For $T_\phi < T < T_c$

- density fluctuations suppressed
- axial phase fluctuations $\Rightarrow l_c < L$

$$T_\phi \sim \frac{\hbar^2 N_0}{M k_B L^2} < T_c \text{ if } L \text{ large}$$

Reminiscence of no 1D homogeneous BEC



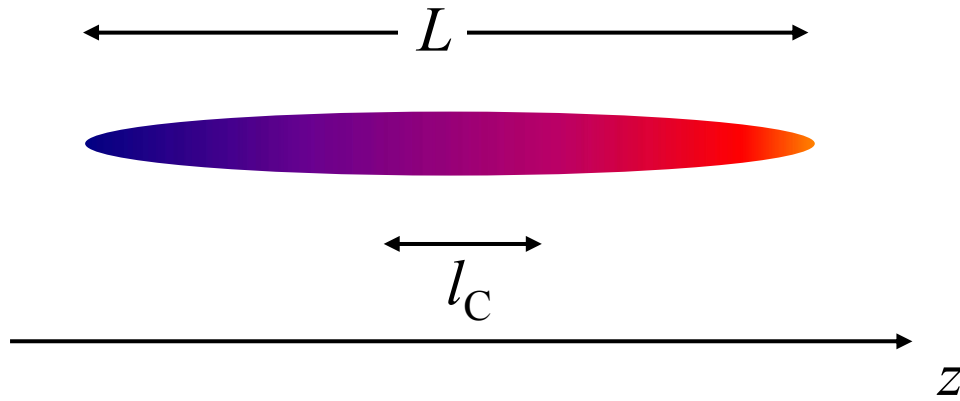
$$l_c = L \frac{T_\phi}{T} < L$$

First experimental evidence (Hannover, 2001)

Density fluctuations after free expansion (phase fluctuations convert into density fluctuations in the far field diffraction pattern): not fully quantitative

Effect of phase fluctuations also observed in Amsterdam (« focusing », 2002)

Momentum distribution: a global way to measure the coherence length



Momentum distribution $\mathcal{P}(p_z)$
 = Fourier transform of the
 correlation function $C^{(1)}(\delta z)$

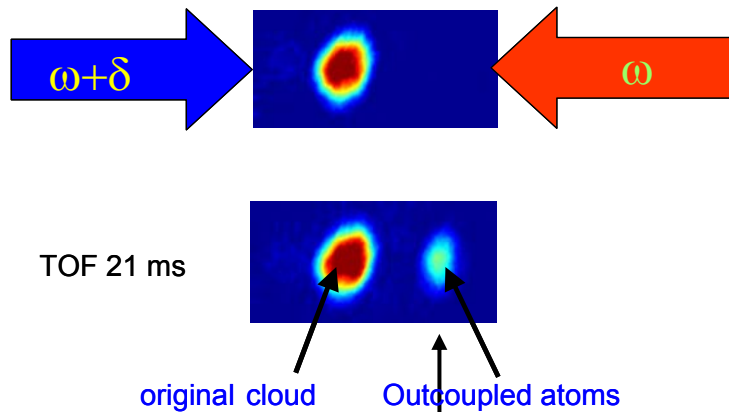
$$\text{If } l_c < L, \Delta p_z > \frac{\hbar}{L}$$

- Fully quantitative method (cf MIT: transverse coherence length = BEC size)
- Analogous to traditional (dispersion) spectroscopy – *i.e.* meas. of spectral distribution $I(\omega)$ – compared to Fourier transform spectroscopy – *i.e.* meas. of field correlation function $\Gamma(\tau)$.

Well adapted for « broad spectrum », *i. e.* when $l_c \ll L \leftrightarrow T \gg T_\phi$

Bragg spectroscopy of the momentum distribution: principle

cf MIT, NIST, Weizmann



Energy and momentum conservation (atom-photons interaction): resonant outcoupling of atoms of momentum p_z determined by the detuning δ

$$\delta = 2 \frac{\hbar k_L^2}{M} + 2k_L \frac{p_z}{M}$$

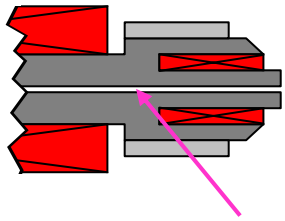
Number of extracted atoms reflects $\mathcal{P}(p_z)$

By scanning δ one can measure the momentum distribution $\mathcal{P}(p_z)$

Wave interpretation: resonant Bragg scattering of atomic matterwaves with a de Broglie wavelength matching the period of the thick grating sliding at velocity $\delta / 2k_L$

Elongated ^{87}Rb BEC in an iron core electromagnet

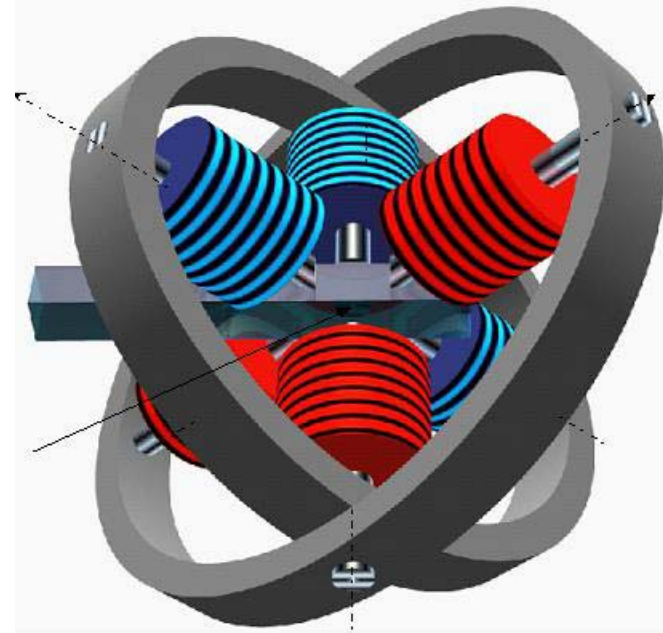
Strong quad. gradient (1.4 kG /cm)
with moderate electric power



Compensated dipole:
decoupling curvature
from bias field

Excellent alignment of laser holes
with long axis

Shielding of the ambient magnetic
field by iron yoke

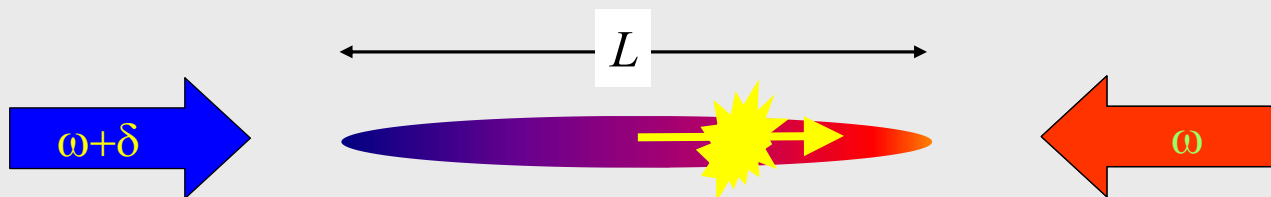


- B. Desruelle *et al.*, EPJD **1**, 255 (1998)
- B. Desruelle *et al.*, PRA **60**, R1759 (1999)

Large anisotropy ratio: 760 Hz / 5 Hz

Bragg spectroscopy along the axis of an elongated BEC: a challenge

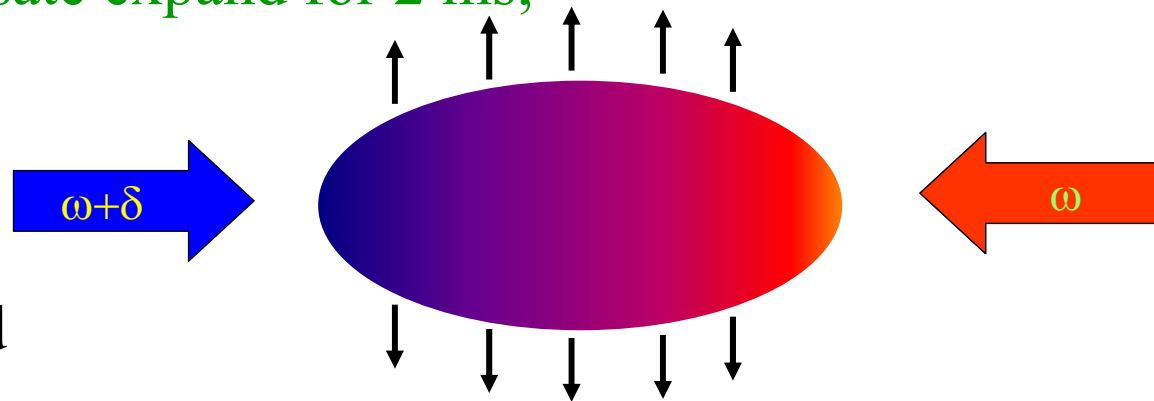
A major problem: collisions between the extracted atoms and the remaining condensate. Mean free path $\ll L$



Solution: let the (quasi) condensate expand for 2 ms;

- density drops by 10^{-2} ;
- expansion mostly radial;
- axial p_z distribution unaffected

... then apply Bragg lasers

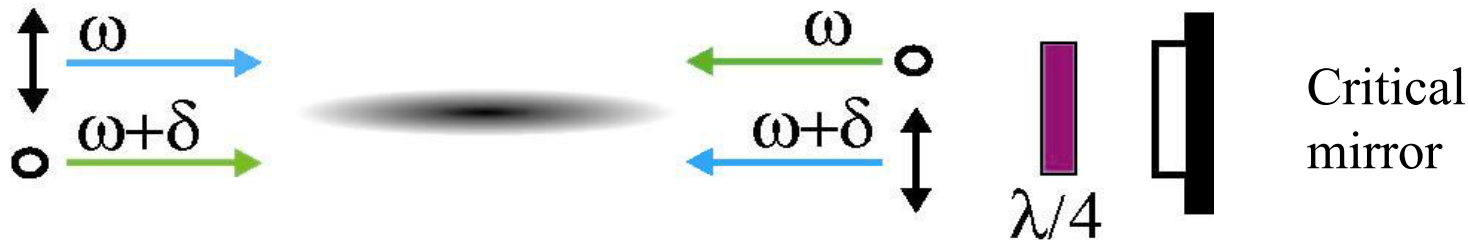


Laser beam must be perfectly orthogonal to expansion!

Bragg spectroscopy along the axis of an elongated BEC

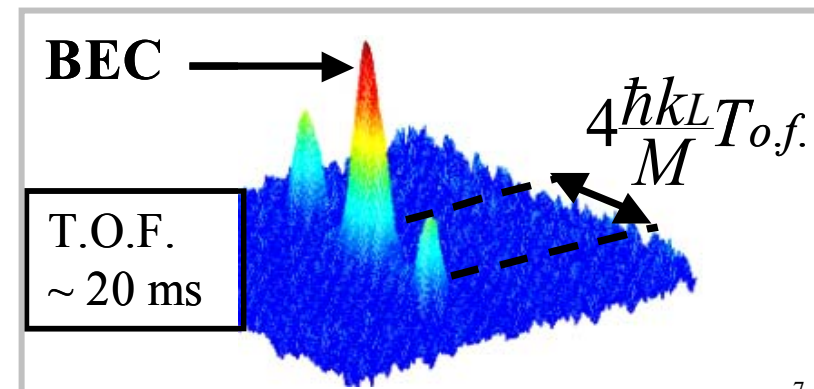
Frequency jitter between counterpropagating lasers as small as possible:

$$\frac{\Delta\delta}{2\pi} = 100 \text{ Hz} \leftrightarrow \frac{\Delta p_z}{M} = 4 \times 10^{-6} \text{ m/s} \leftrightarrow l_c^{\text{max}} = \frac{\hbar}{\Delta p_z} = 20 \times 10^{-6} \text{ m}$$



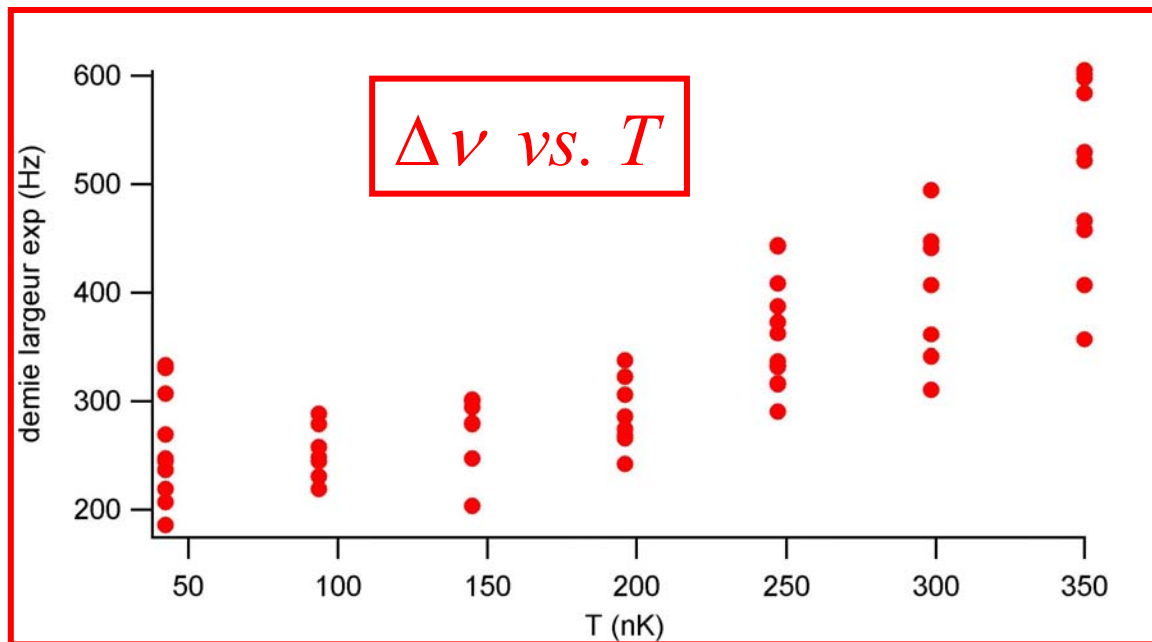
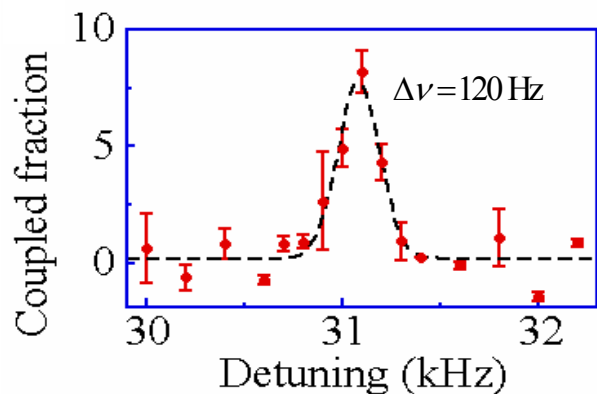
Overlapping laser beams with orthogonal polarisations, retroreflected

- Two counterpropagating lattices with orthogonal polarizations
- Extract $+p_z$ and $-p_z$ simultaneously
- 4 photons transition to increase separation



Bragg spectroscopy of the momentum distribution: results

Example of result

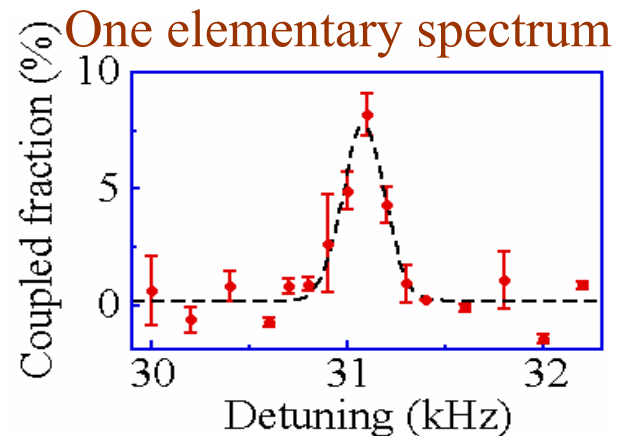


$\Delta\nu$ clearly increases with T , i.e. l_c decreases, as predicted by theory

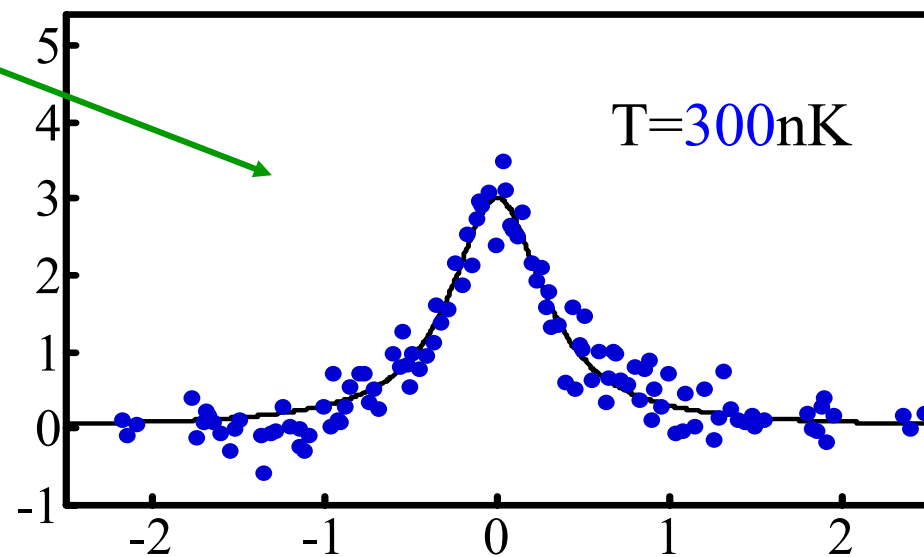
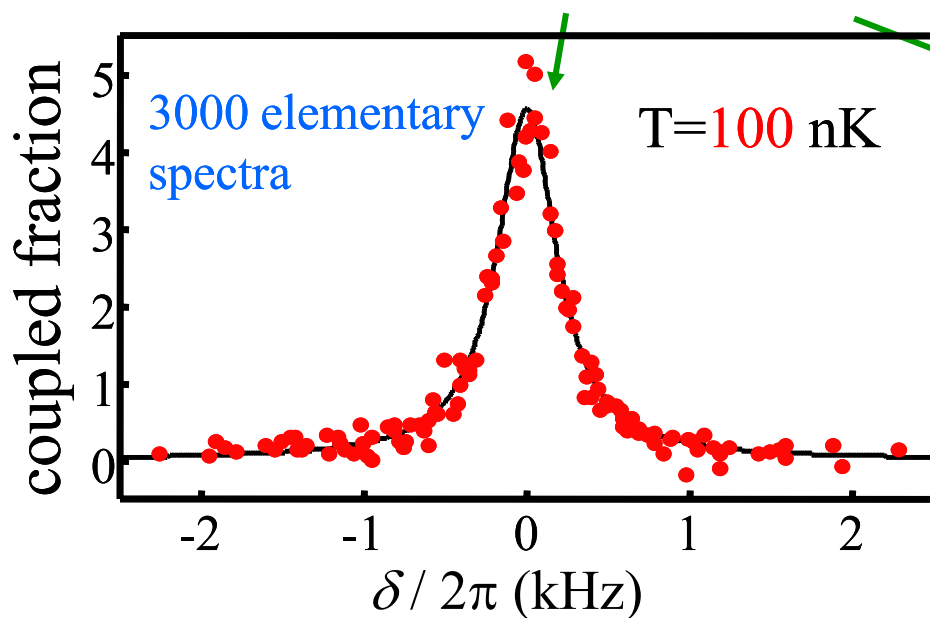
But large dispersion of individual measurements. Quantitative comparison to theory?

Averaging the momentum profiles

For a **given** condensate **temperature** (controlled within 20 nK), **average many spectra**, taken at different hold times after BEC (averaging over possible residual breathing oscillations)



3000 elementary data



Quantitative comparison to theory becomes possible: shape, width

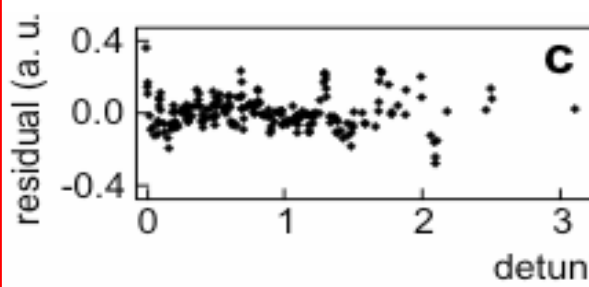
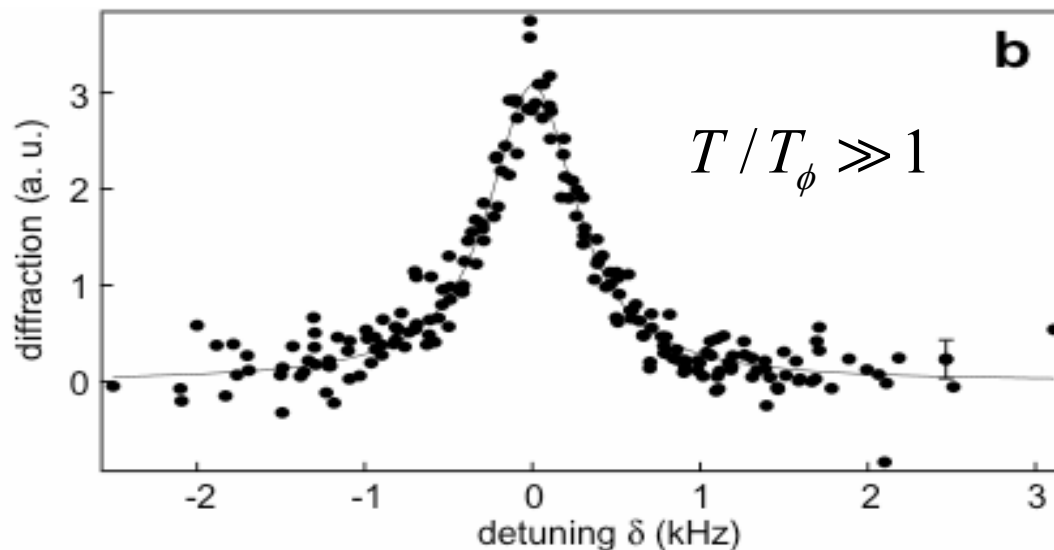
$$(T / T_{\phi} \gg 1)$$

After averaging:
unambiguous discrimination
between Gaussian and
Lorentzian

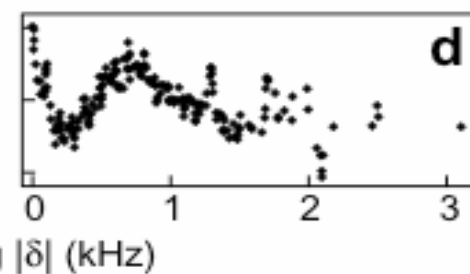
For $T / T_{\phi} \gg 1$,

Lorentzian momentum
profile:

exponential decrease of
correlation function ($l_C \ll L$):
phase fluctuations dominate
effect of density profile



Lorentzian residual





Gaussian residual

Width of the momentum profile: theoretical predictions

Coherence length at the center of quasi condensate

$$2L_\phi = \frac{2\hbar^2 n_1(0)}{2Mk_B T} \Rightarrow \Delta p_\phi = \frac{\hbar}{2L_\phi}$$


1D density at center



$$\Delta p_\phi = \frac{\hbar}{L_\phi} \propto \frac{T}{n_1(0)} \quad : \text{convenient parameter}$$

Momentum distribution width of a trapped quasicondensate

Averaging over the density profile

$$\Delta p = \alpha \Delta p_\phi$$

$\alpha = 0.67$ for a Thomas Fermi profile

Width of the momentum profile: experimental strategy

Theoretical prediction (in experimentalist units)

$$\Delta v = \alpha \Delta v_\phi \quad \text{with} \quad \Delta v_\phi \propto \frac{n_1(0)}{T}$$

Experimental strategy

\Rightarrow measure Δv , $n_1(0)$, and T and plot Δv vs. Δv_ϕ

\Rightarrow deduce α and compare to theoretical value of 0.67

Deconvolution from the resolution function

When the momentum width associated with **phase fluctuations** is not large compared to the **experimental resolution function**: fit by a Voigt profile (convolution of a **Lorentzian** by a **Gaussian**).

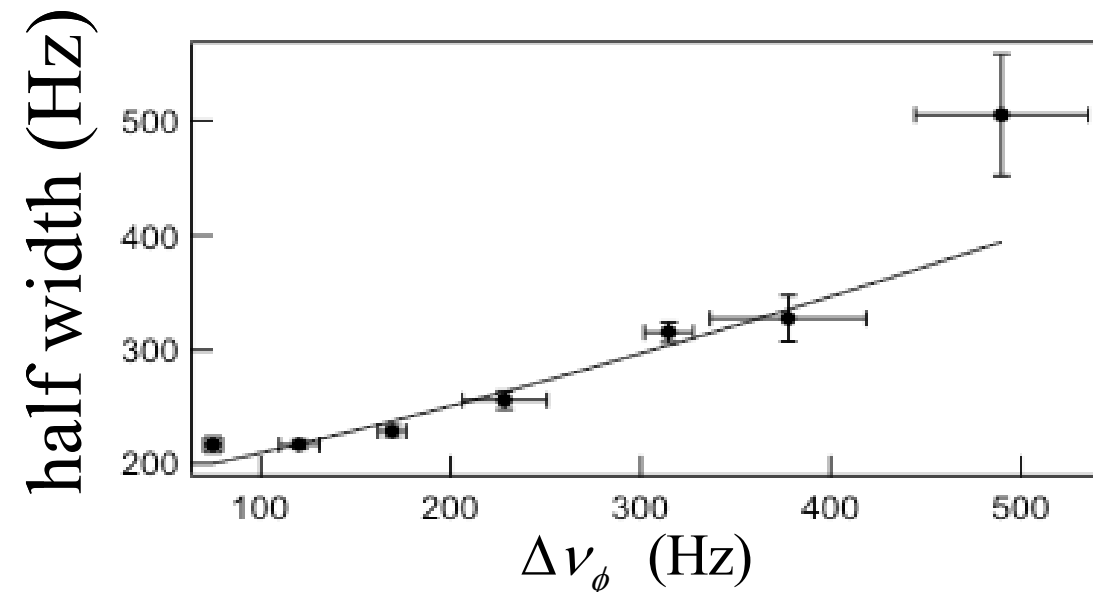
$$\Delta\nu_{\text{exp}} = \frac{\alpha\Delta\nu_{\phi}}{2} + \sqrt{\left(\frac{\alpha\Delta\nu_{\phi}}{2}\right)^2 + (\Delta\nu_{\text{res}})^2}$$

↑
↑

phase fluctuations
resolution

Data ($\Delta\nu_{\text{exp}}$ and $\Delta\nu_{\phi}$) fitted with α and $\Delta\nu_{\text{res}}$ as free parameters

Momentum width: results



Fit to

$$\Delta\nu_{\text{exp}} = \frac{\alpha\Delta\nu_\phi}{2} + \sqrt{\left(\frac{\alpha\Delta\nu_\phi}{2}\right)^2 + (\Delta\nu_{\text{res}})^2}$$

α and $\Delta\nu_\phi$ free parameters

Result of fit

$\Delta\nu_{\text{res}} = 176(16)$ Hz

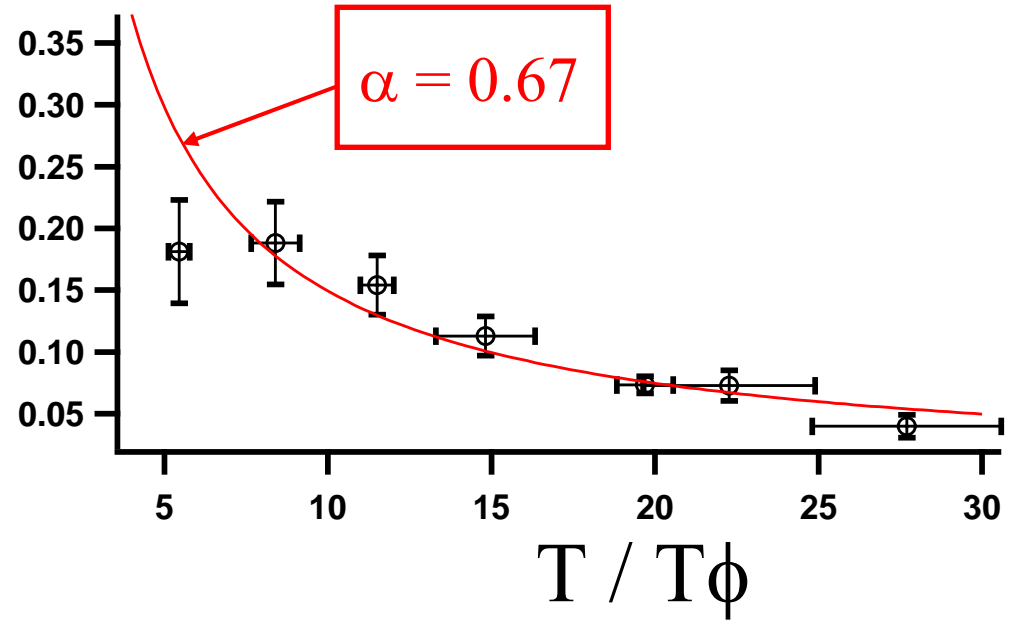
$\alpha = 0.64(5)(5)$

convincing deconvolution

Good agreement with theory : $\alpha = 0.67$

$$l_c = \frac{\hbar}{\Delta p_z}$$

$$l_c / L$$



- Coherence length l_c definitely smaller than condensate size L for $T \gg T_\phi$
- Good agreement with theory $\frac{l_c}{L} = \frac{T_\phi}{T}$
- Also checked: suppression of density fluctuations: $\langle n^2 \rangle = \langle n \rangle^2$ (5% accuracy)

How to investigate the situation $T / T_\phi \approx 1$? (Case of large coherence length)

How to measure the axial coherence length when $T \approx T_\phi \Rightarrow l_c \approx L$?

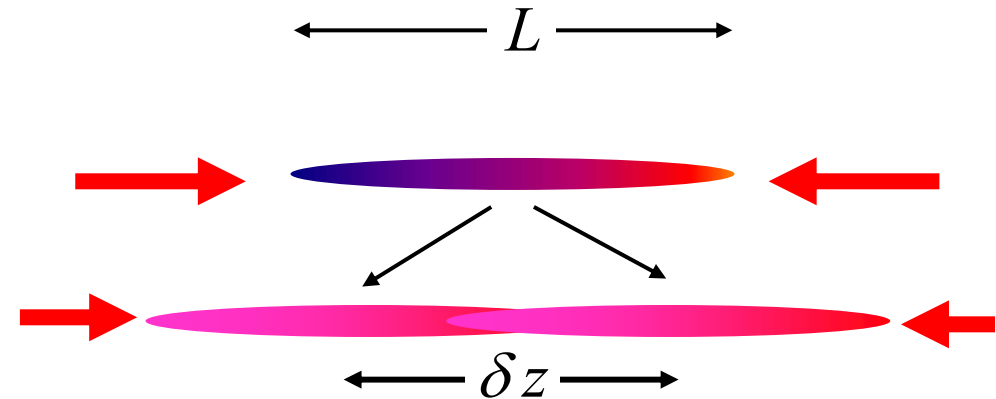
p_z resolution not good enough (Δv_ϕ too small)

Go to Fourier space (conjugate variable z): **atom interferometry**

Interference visibility vs separation δz :

direct measurement of the correlation function


$$C^{(1)}(\delta z) = \int dz \psi^* \left(z - \frac{\delta z}{2} \right) \psi \left(z + \frac{\delta z}{2} \right)$$



cf coherence measurement of a 3D condensate (MIT, NIST, Munich): $l_c = L$

Method used in Hannover (2003) to explore the regime $l_c / L \ll 1$

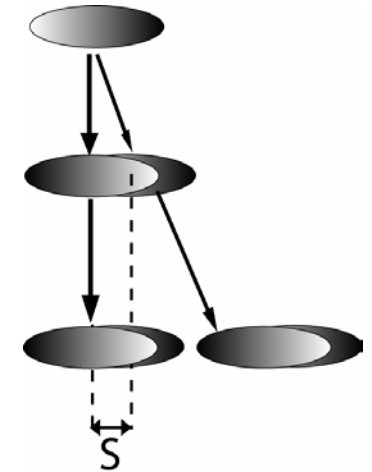
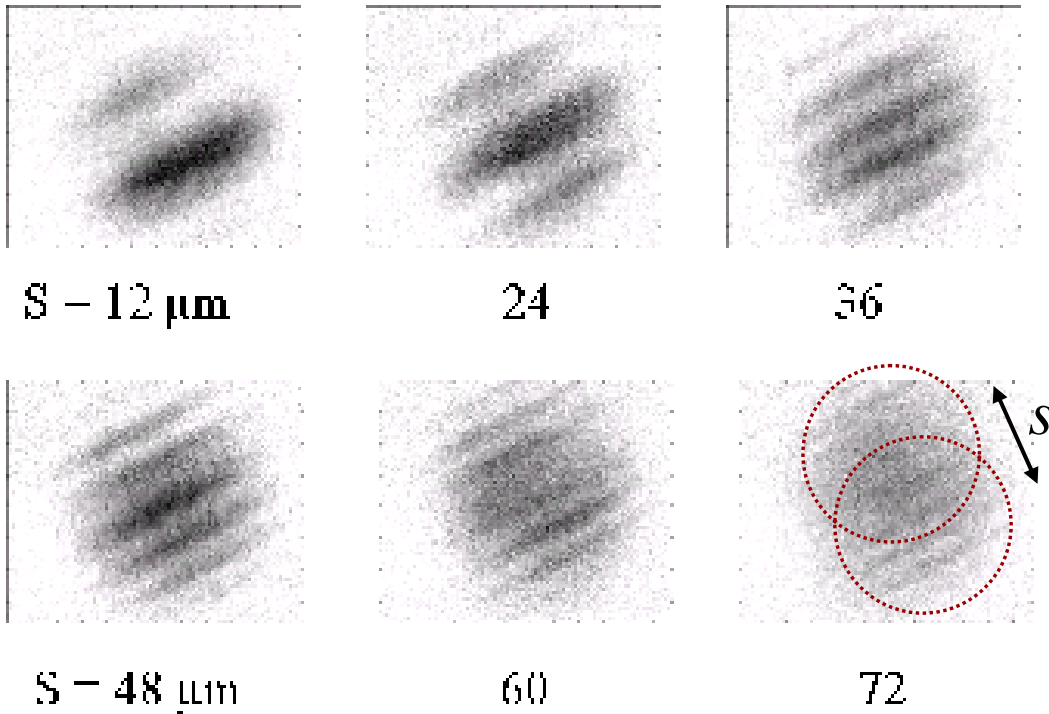
Interferometric measurement of the coherence length



Encouraging results: fringe visibility decay length with separation s (coherence length) **varies as expected** as a function of $n_1(0)/T$ even at large separation

But...

Fringes that should not be there



There should be no fringes out of the overlap of the two condensate copies

How can I trust a measurement of visibility of fringes that I do not understand ?

Help appreciated!

How do quasi condensates grow?

Theory

- Kagan, Svistunov, Shlyapnikov (1992): BEC's grow in 2 stages
 1. **Kinetic stage**: macroscopic population builds in low levels; **suppression of density fluctuations**; **phase fluctuations** (quasi condensates, coherence length smaller than condensate size)
 2. **Phase coherence development** across the condensate
- Gardiner et al.: **analytic expression for the growth of condensed fraction**

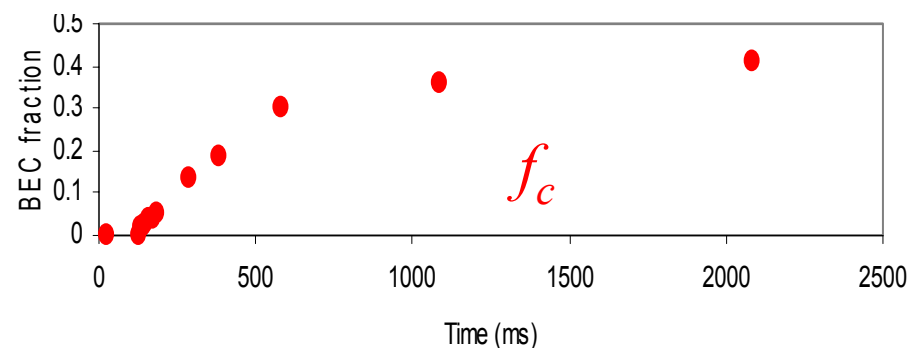
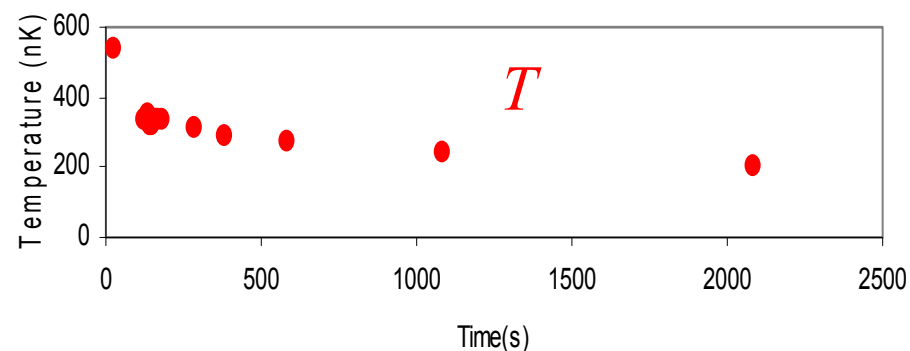
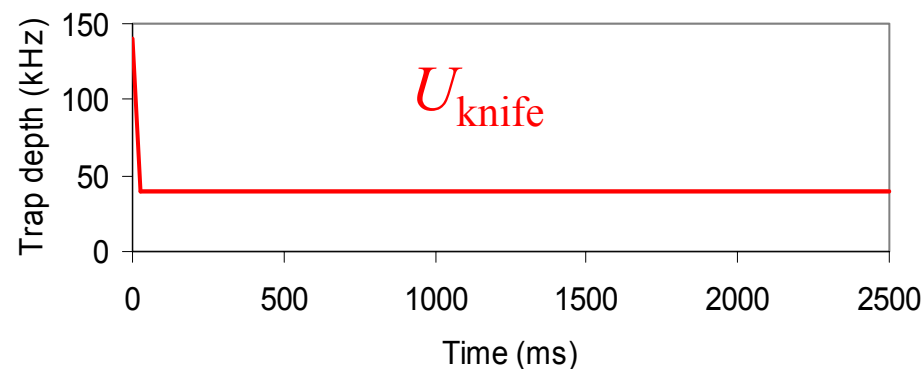
Experiments

- Miesner et al. (1998) **Condensed fraction grows in agreement with Gardiner's prediction**
- Köhl et al., (2002)
- Schvarchuk et al. (2001) **Delayed development of phase coherence?
Still an open question**

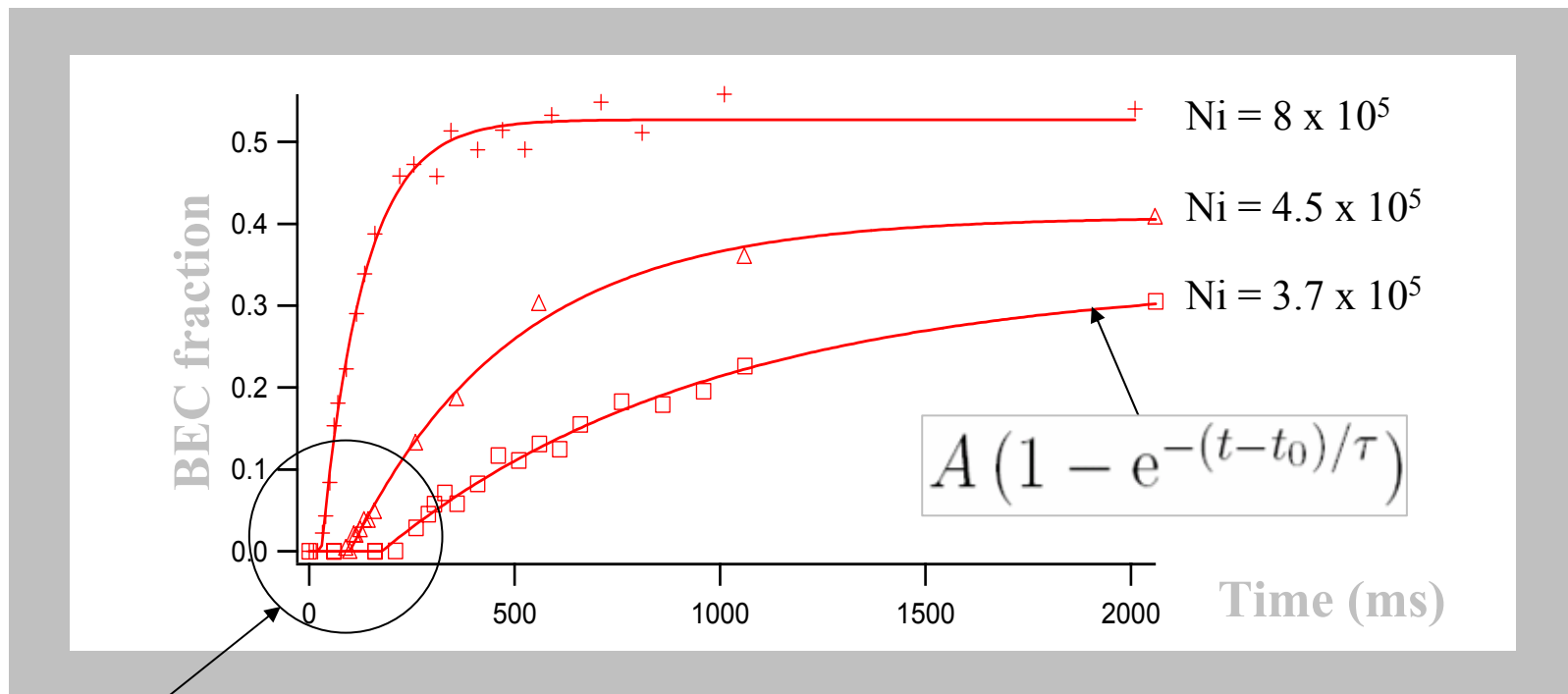
Condensate growth: our experimental strategy

- Start from thermal cloud just above T_c
- Sudden lowering of RF knife, kept at new position: Boltzmann distribution truncated at $\eta = U_{\text{knife}} / k_B T \approx 3.3$
- Observe condensate growth
 - ✓ Condensed fraction
 - ✓ Momentum distribution width (phase coherence)

NB: study with elongated trap: anisotropy ratio of 100



Condensed fraction growth

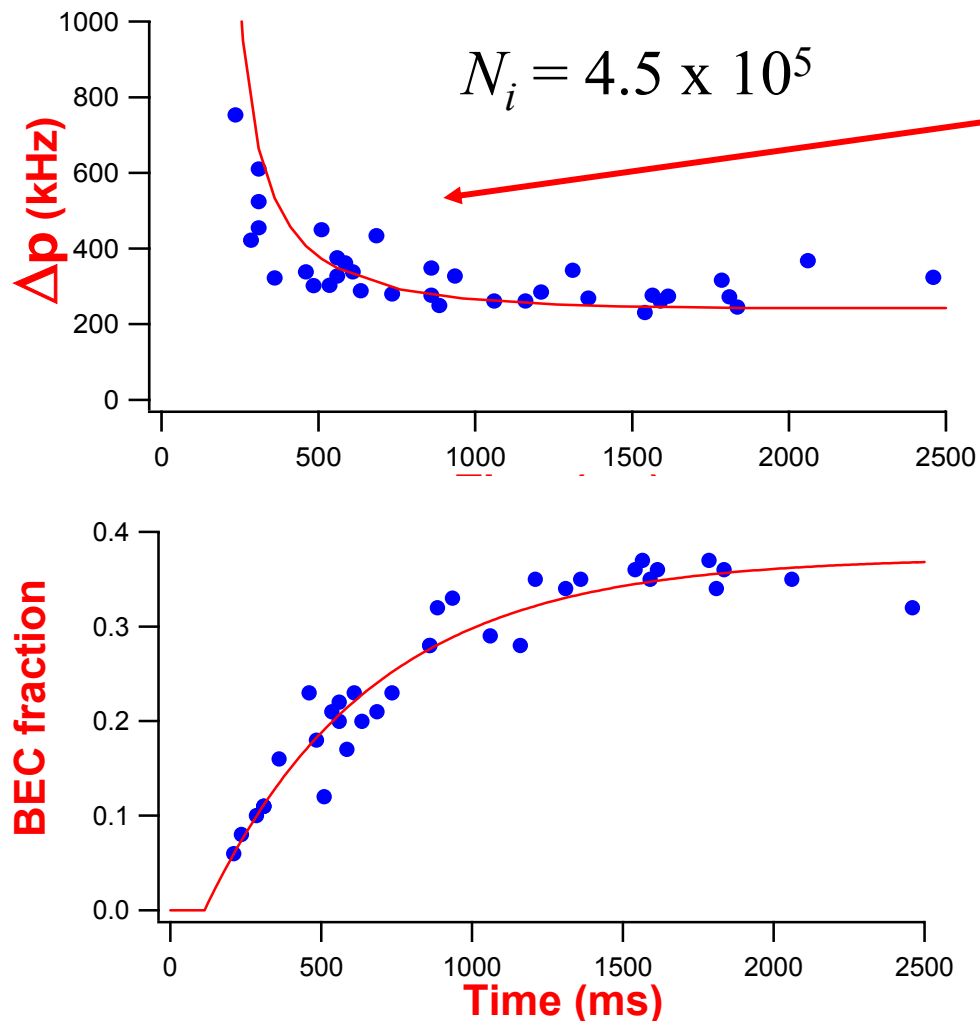


Delay time t_0 before onset of condensate growth: 30 – 180 ms
 $\sim 15 \rightarrow 40 \tau_{\text{coll}}$

Agreement (to be double checked) with Gardiner equation for delay and time constant

NB: At equilibrium: $T/T_\phi = 5 \rightarrow 10 \leftrightarrow$ quasi-condensate regime

Momentum width evolution (Bragg spectra width)



Δp decreases with time

$\rightarrow l_c$ increases

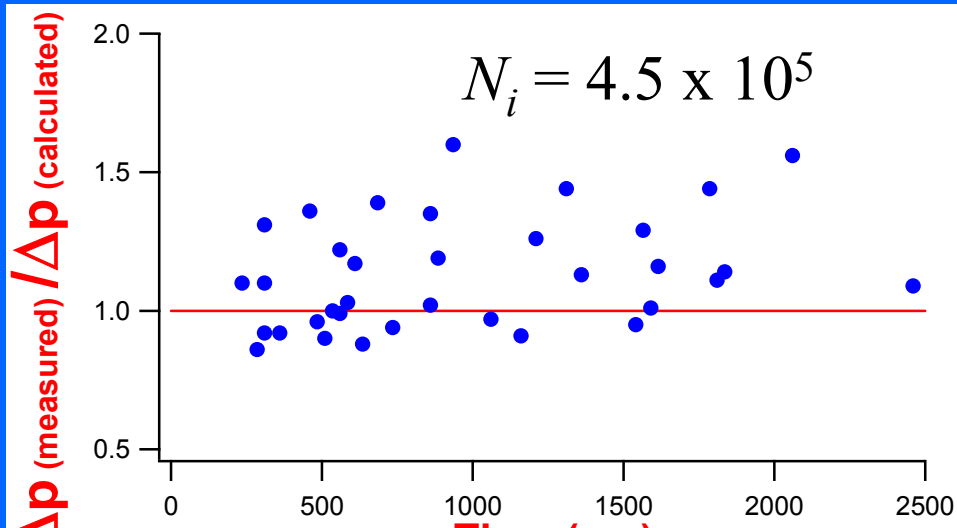
Phase coherence onset?

Need to compare to steady state value Δp_{th} (thermal equilibrium of elongated condensate)

\Rightarrow Measure T and $n_1(0)$

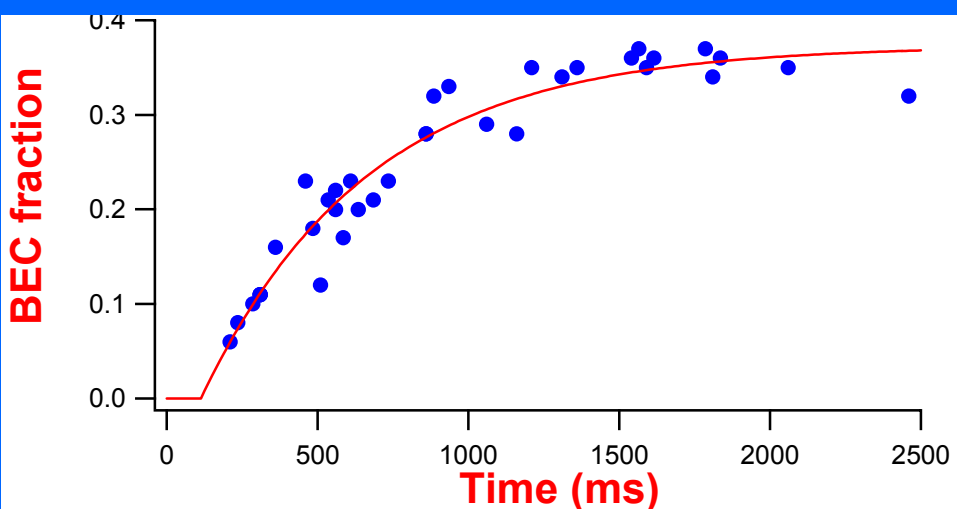
\Rightarrow Calculate Δp_{th} , and compare to Δp

Comparison to equilibrium condensate



No time decrease of $\Delta p_{\text{meas}} / \Delta p_{\text{th}}$

Δp_{meas} seems to follow adiabatically the evolution of temperature and condensed fraction



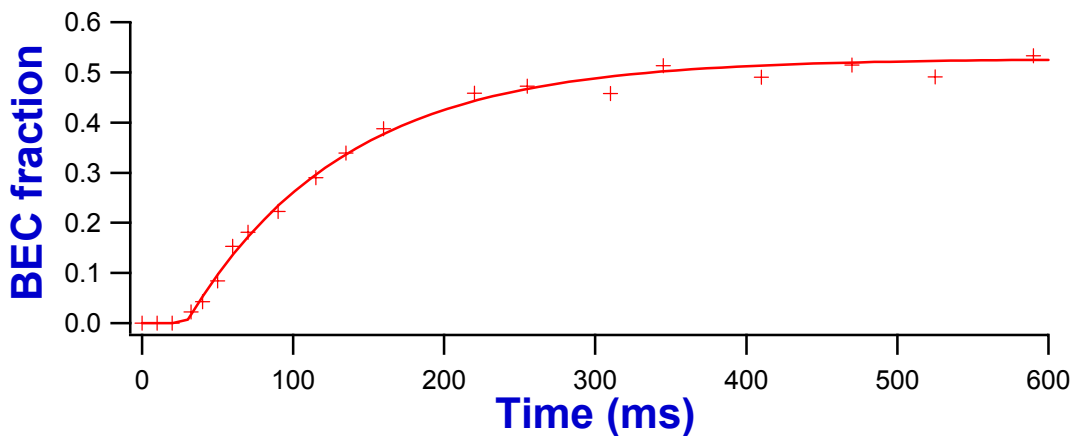
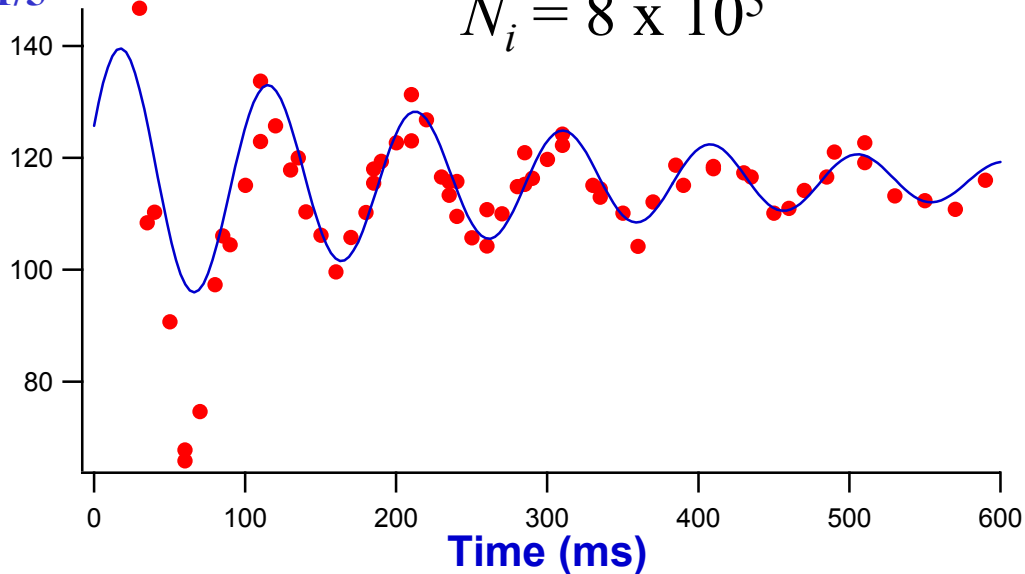
Excess to 1 ???

Attributed to residual quadrupole oscillations

Quadrupole oscillations

$L / N^{1/5}$

$$N_i = 8 \times 10^5$$

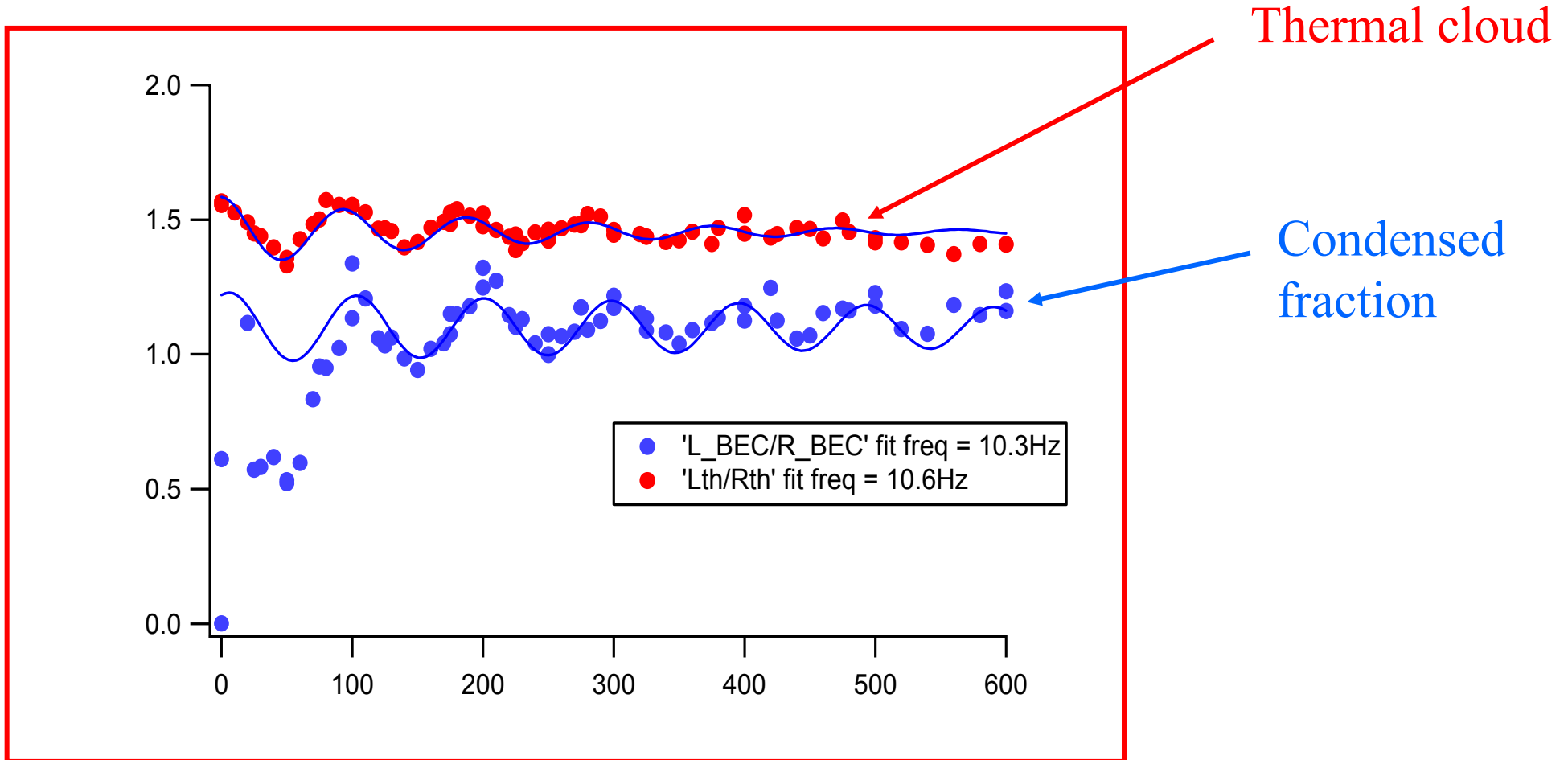


Regime of **deep shock cooling** (cf. Schvarchuk et al., *PRL* 2002)

- axial hydrodynamic regime
- Initial cooling below local T_c all along the axis of the thermal cloud

Residual oscillations likely to exist even in the « soft » shock cooling: a serious experimental issue

Two components quadrupole oscillations (a transparent for Allan)



Conclusion

A lot still to be done! Suggestions welcome

The people (elongated BEC team)

Fabrice Gerbier
Simon Richard
Joseph Thywissen

↑
past team

Mathilde Hugbart
Andres Varon
Jocelyn Retter

↑
present team

Philippe Bouyer

↑
Ze boss

Effect of ze boss on the team

