


# Self sustaining cycles in accretion discs MHD turbulence

Geoffroy Lesur  
*DAMTP, University of Cambridge*

Collaborators: G. I. Ogilvie  
S. Fromang

Acknowledgements: P-Y. Longaretti, J. Papaloizou, F. Rincon, A. Schekochihin

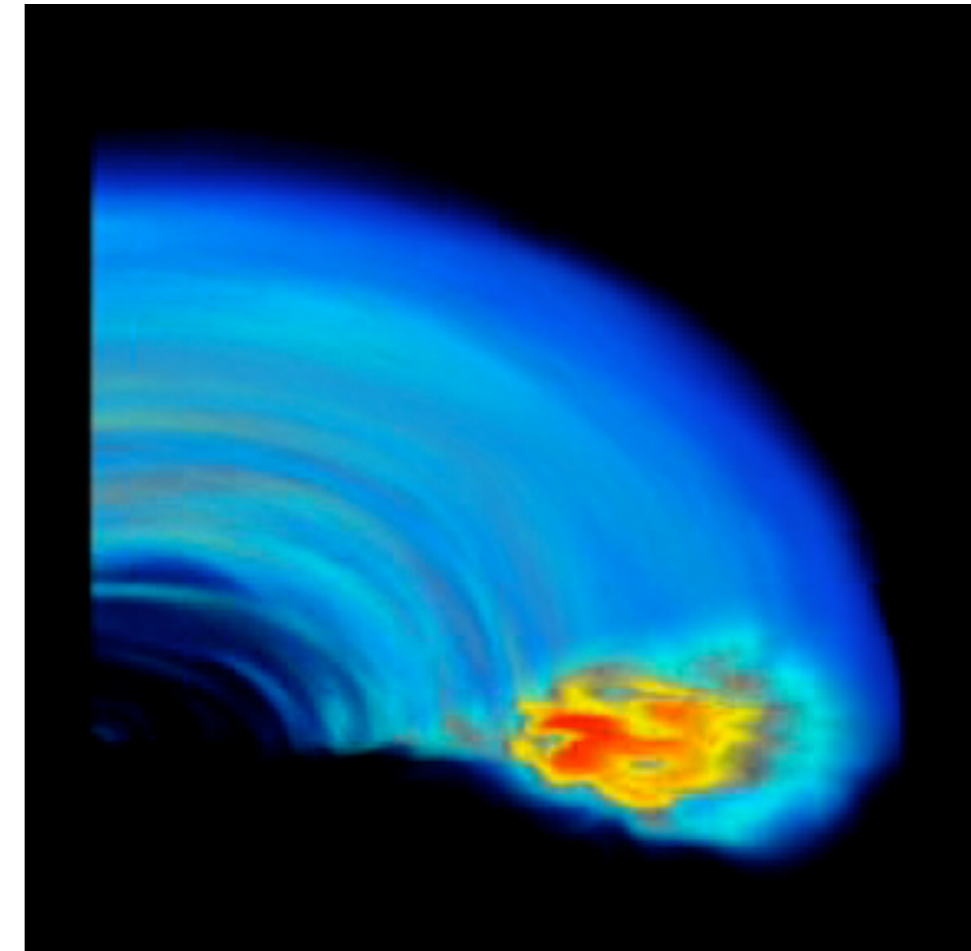


UNIVERSITY OF  
CAMBRIDGE

# MHD Turbulence in discs

The magnetorotational instability (MRI) provides an efficient source of turbulence in accretion discs.

- Leads to a “strong” turbulent transport of angular momentum



*Hawley & Balbus (2002)*

# MHD Turbulence in discs

The magnetorotational instability (MRI) provides an efficient source of turbulence in accretion discs.

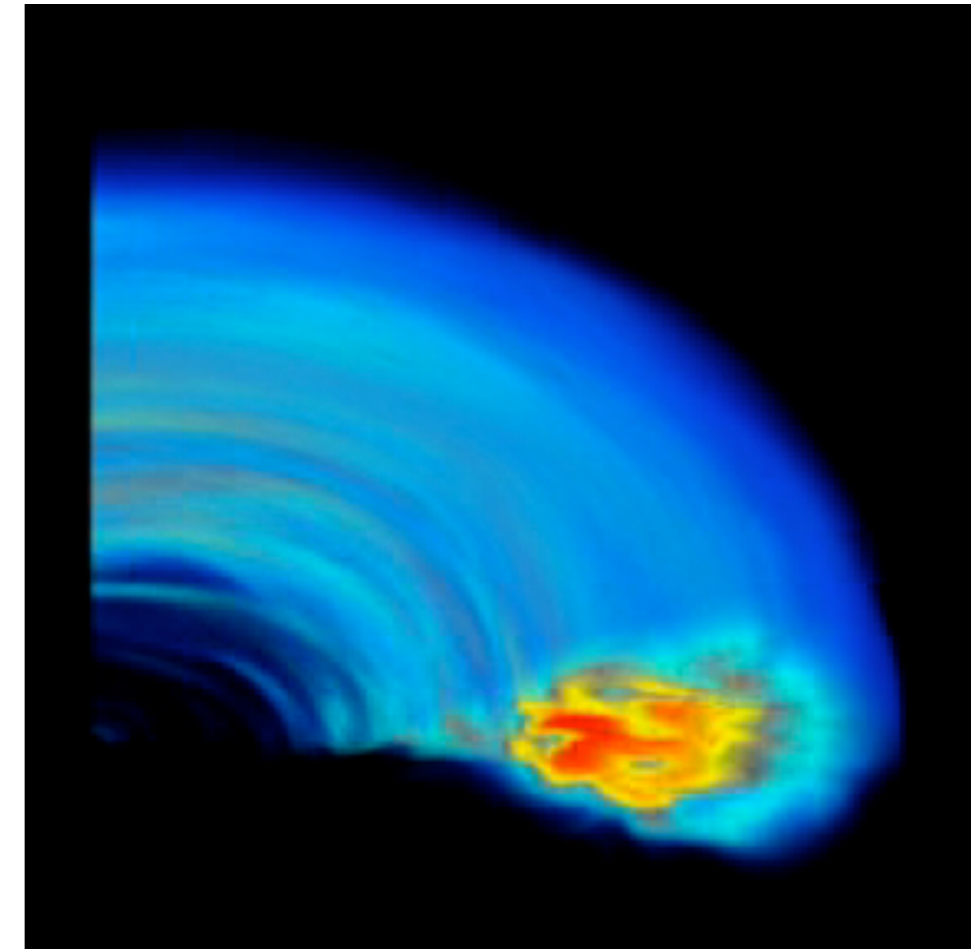
- Leads to a “strong” turbulent transport of angular momentum

*However*

MHD turbulence can also be a source of large scale magnetic fields (numerous examples in this conference)

- Useful to understand disc winds & jets collimation
- Useful for star-disc interaction

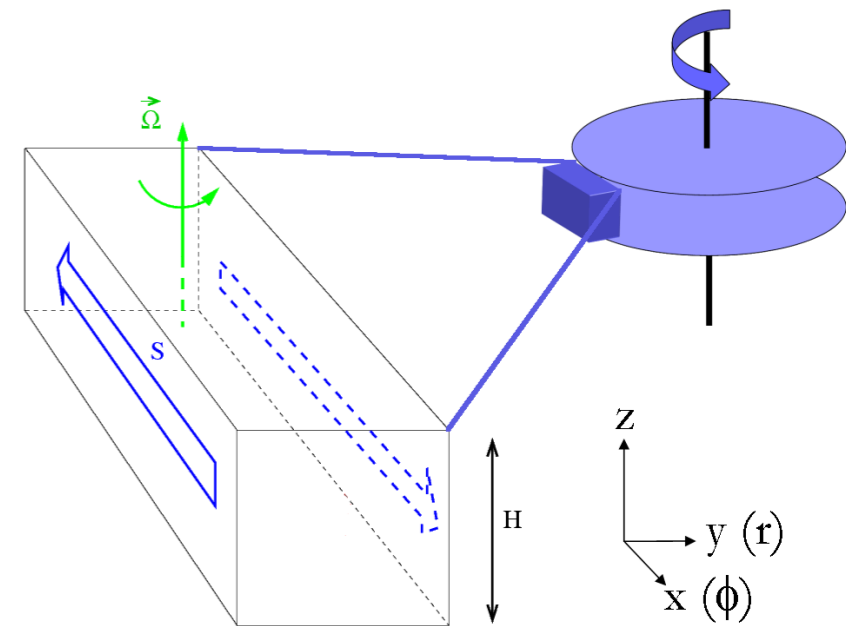
*Can we find & describe a “disc dynamo”?*



*Hawley & Balbus (2002)*

# Local model & Numerical method

$$\begin{aligned}\partial_t \mathbf{u} + S y \partial_x \mathbf{u} + \mathbf{u} \cdot \nabla \mathbf{u} &= -\nabla \psi - 2\Omega u_x \mathbf{e}_y + (2\Omega - S) u_y \mathbf{e}_x \\ &\quad + \mathbf{B} \cdot \nabla \mathbf{B} + \nu \Delta \mathbf{u} \\ \partial_t \mathbf{B} + S y \partial_x \mathbf{B} &= S B_y \mathbf{e}_x + \nabla \times (\mathbf{u} \times \mathbf{B}) + \eta \Delta \mathbf{B} \\ \nabla \cdot \mathbf{u} &= 0 \\ \nabla \cdot \mathbf{B} &= 0\end{aligned}$$



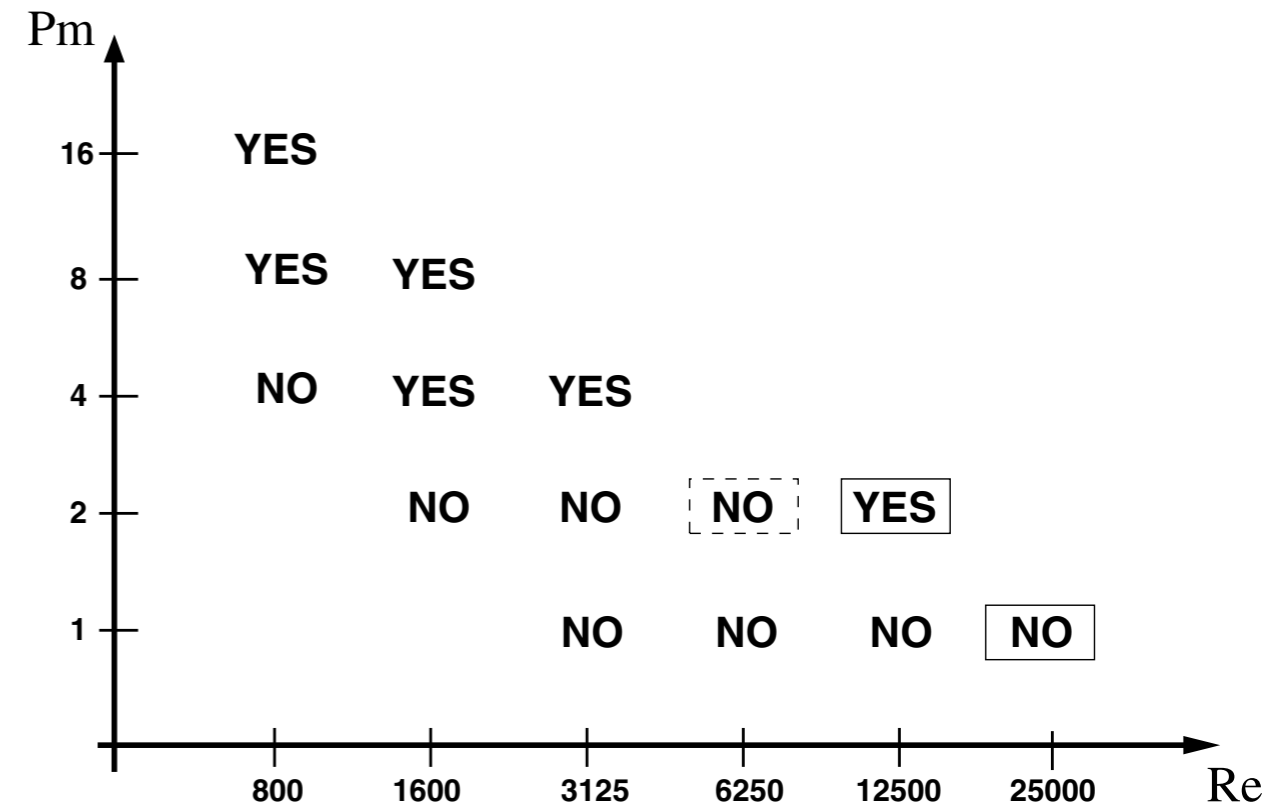
Local model (shearing box)

- Rotating sheared flow
- Incompressible approximation
- Periodic ( $\Phi, z$ ) and shear-periodic ( $r$ ) boundary conditions
- Numerics: 3D Spectral (Fourier) method with remap (e.g. Umurhan & Regev 2004)

# Zero mean field boxes: open questions

Formally no linear instability for the case without a mean field

- How turbulence is maintained ?
- How do we explain/extend the  $P_m$  dependancy ?

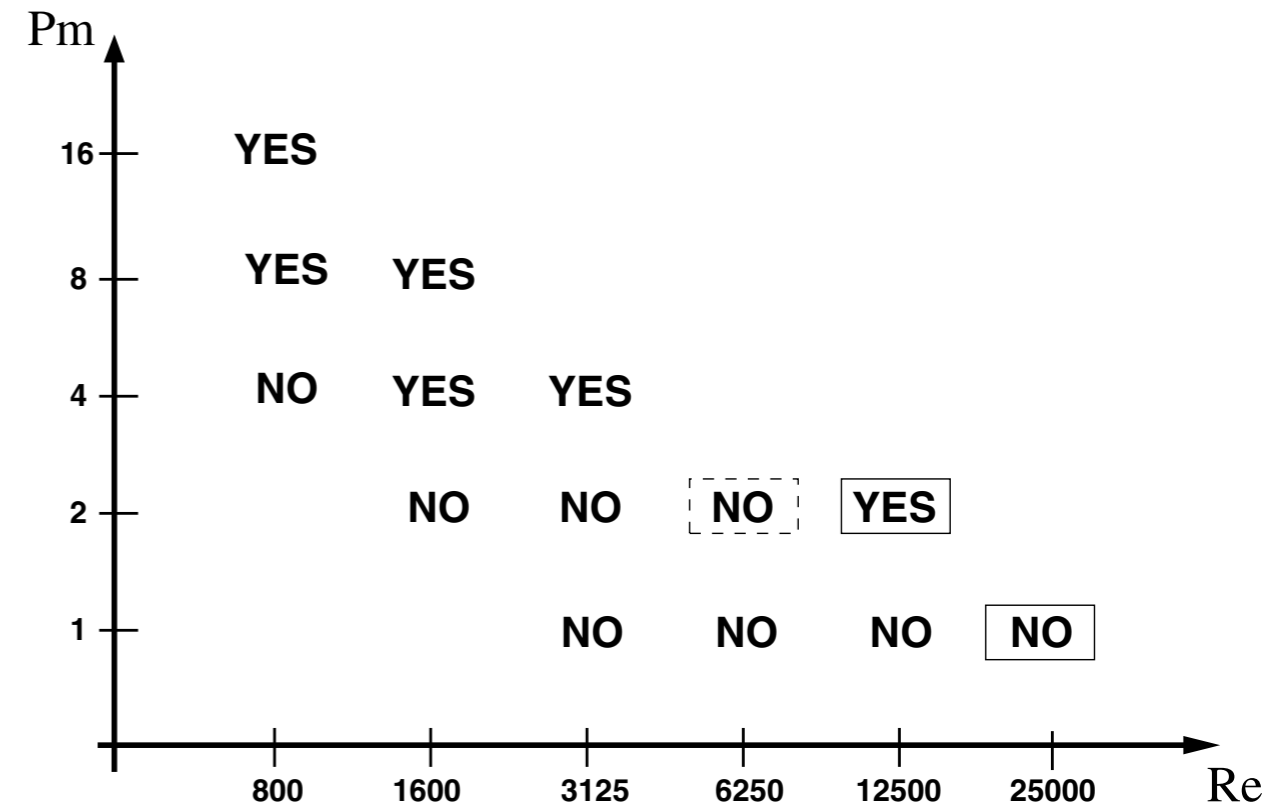


*Fromang et al. (2007)*

# Zero mean field boxes: open questions

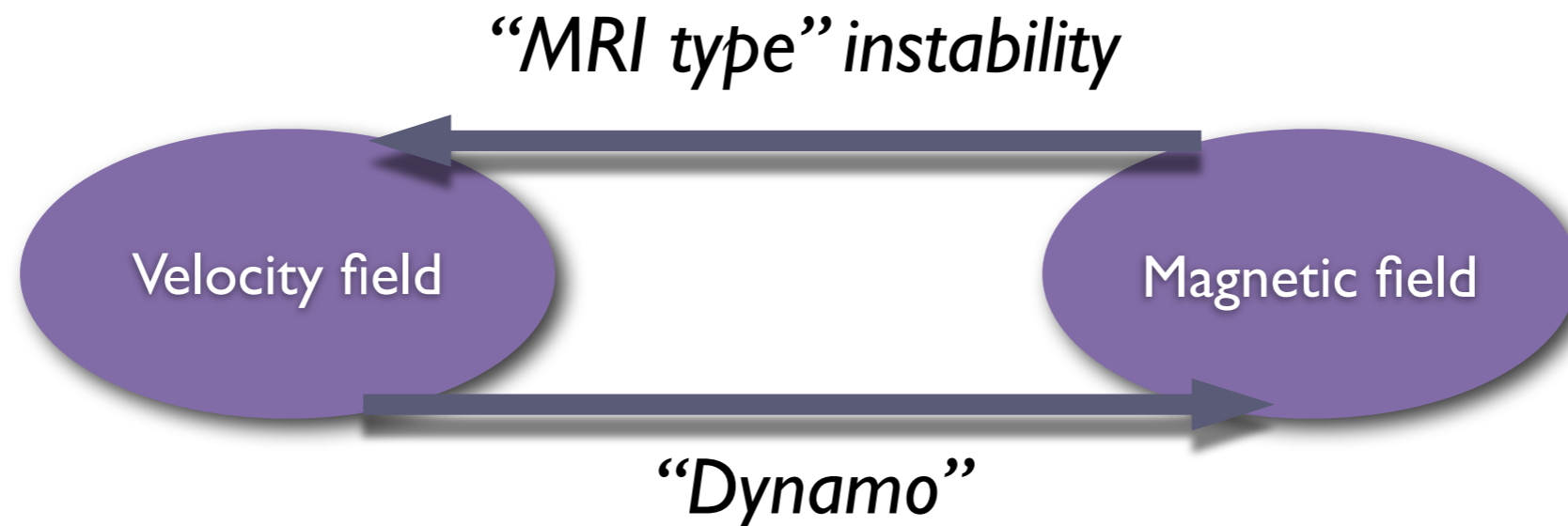
Formally no linear instability for the case without a mean field

- 🔊 How turbulence is maintained ?
- 🔊 How do we explain/extend the Pm dependancy ?



*Fromang et al. (2007)*

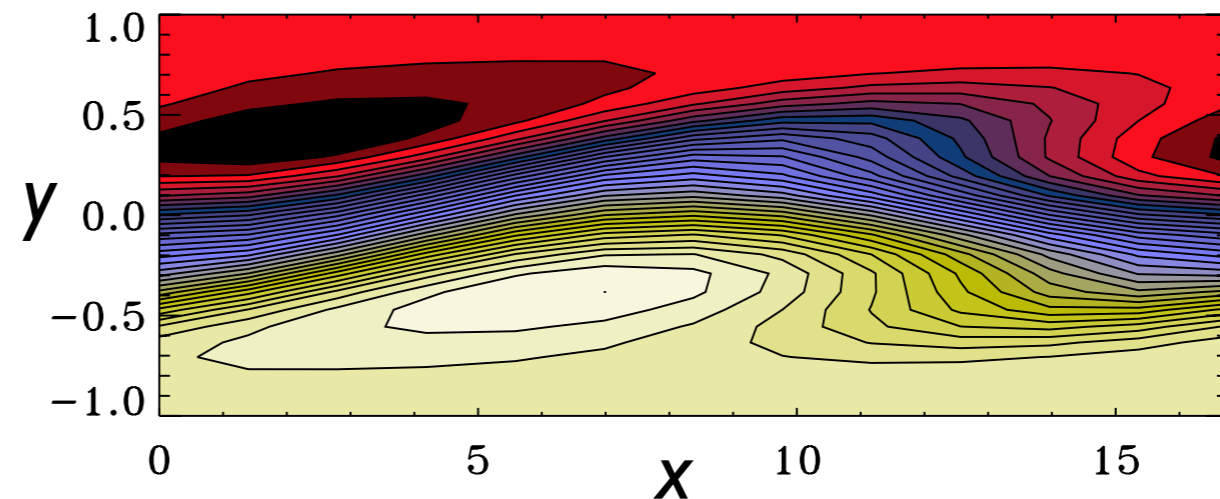
Phenomenological picture:



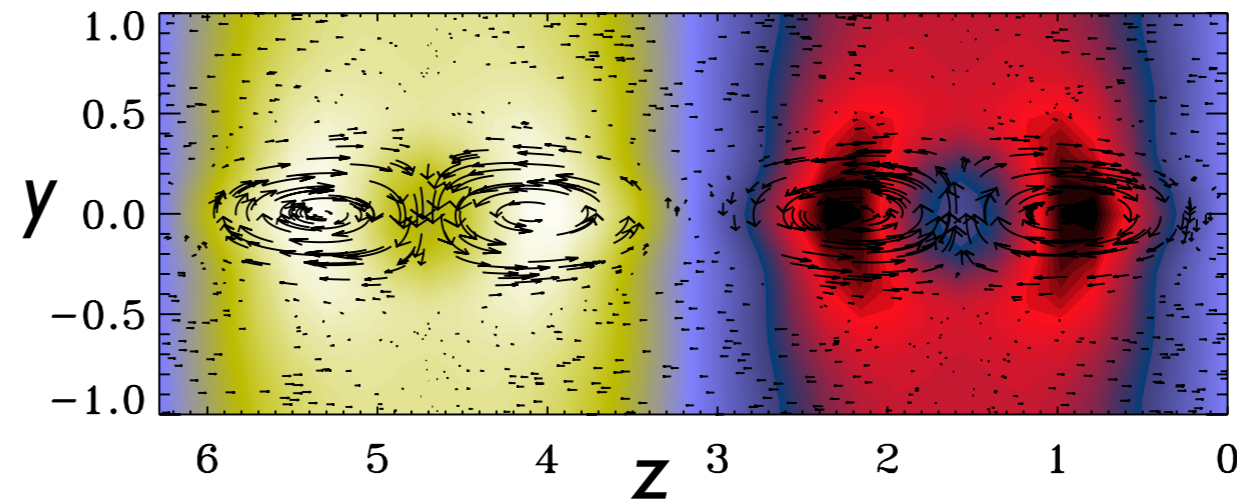
# The quest for a non linear mechanism

Non linear steady solution (Rincon et al. 2007) in Couette flows (no slip, perfectly conducting walls in the  $y=r$  direction)

$B_z$  plot in the  $(x, y)$   
 $=(\phi, r)$  plane



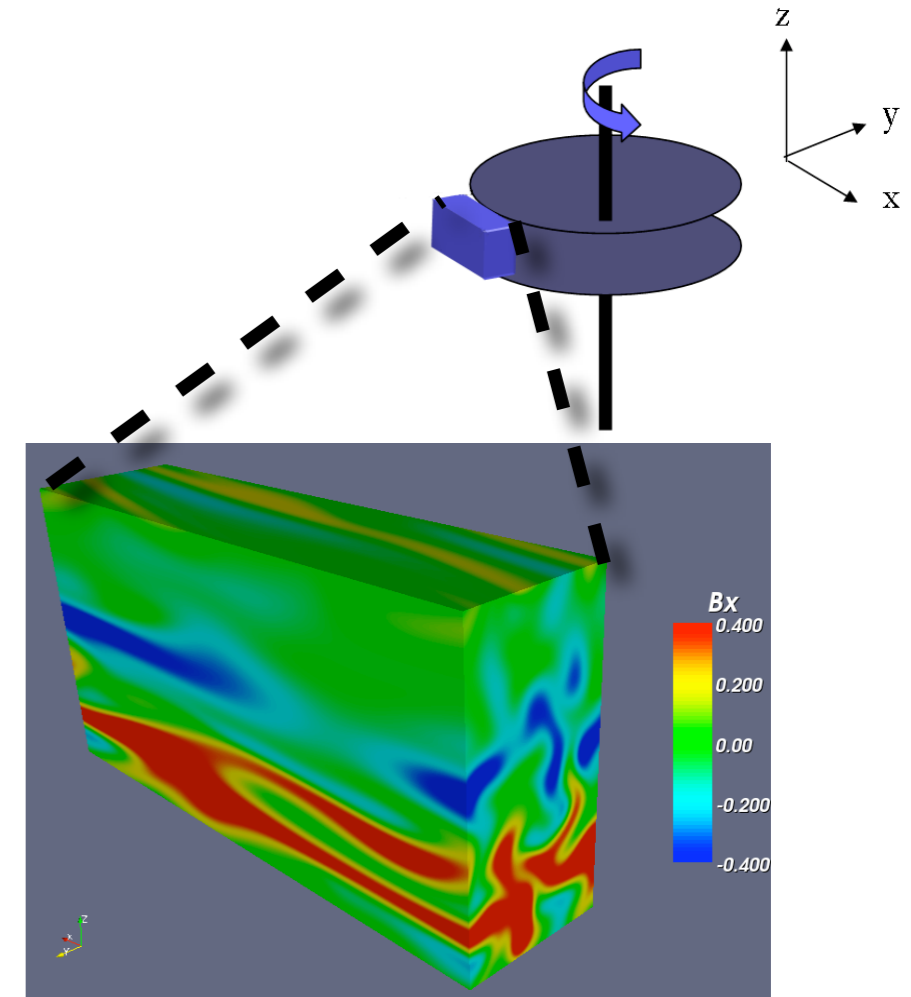
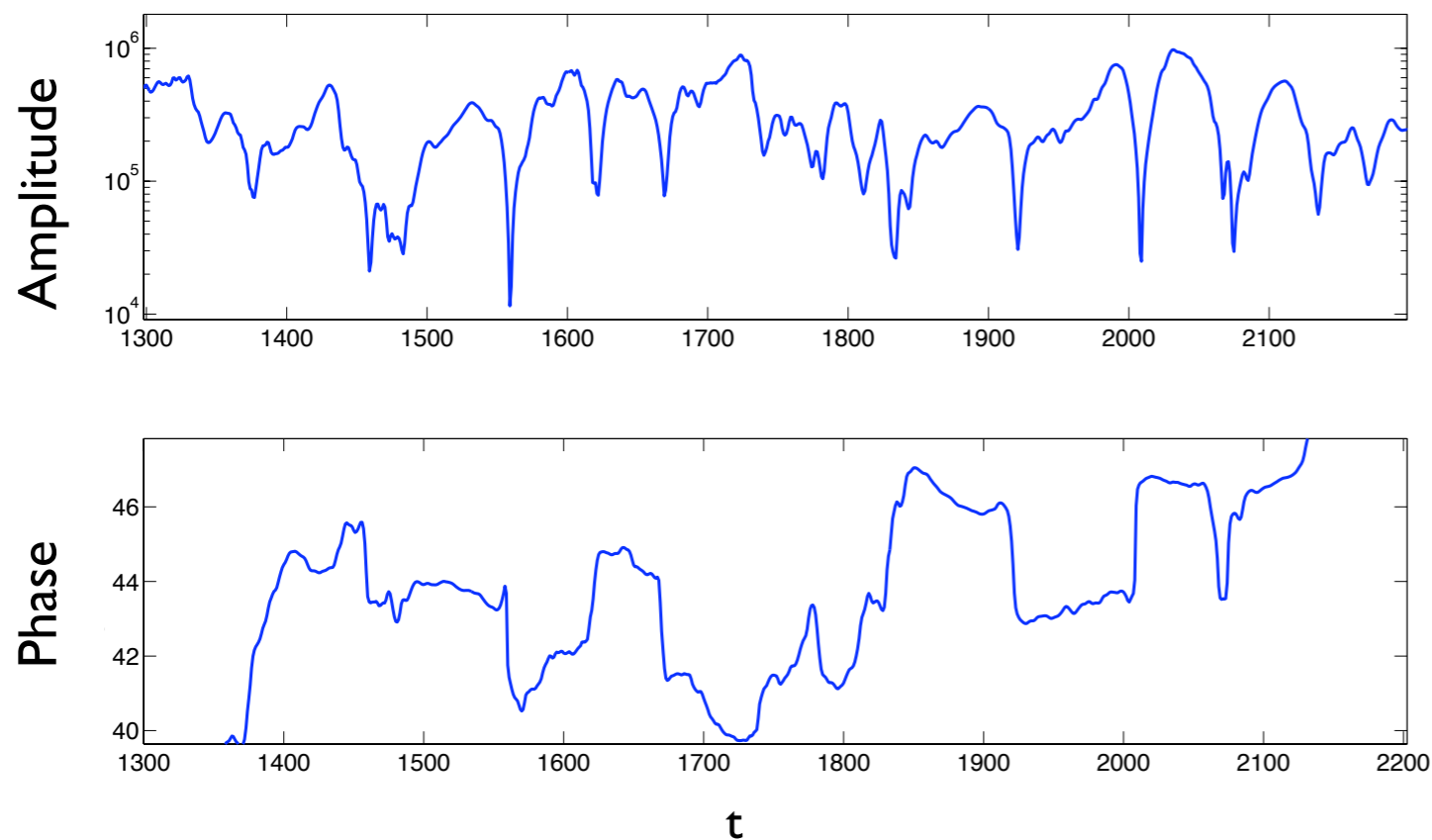
$\mathbf{B}$  plot in the  $(z, y)$   
 $=(z, r)$  plane



- Non axisymmetric solution
- Involves a large scale  $B_\phi(z)$
- *Global solution, related to the presence of walls !*

# An azimuthal field cycle in shearing boxes?

- Zero mean field shearing boxes simulations seem to show a strong azimuthal field with a vertical structure
- Fourier Analysis of  $B_\phi(\mathbf{k}_0 = \frac{2\pi}{L_z} \mathbf{e}_z)$  shows regeneration cycles with  $T \sim 50 \text{ S}^{-1}$

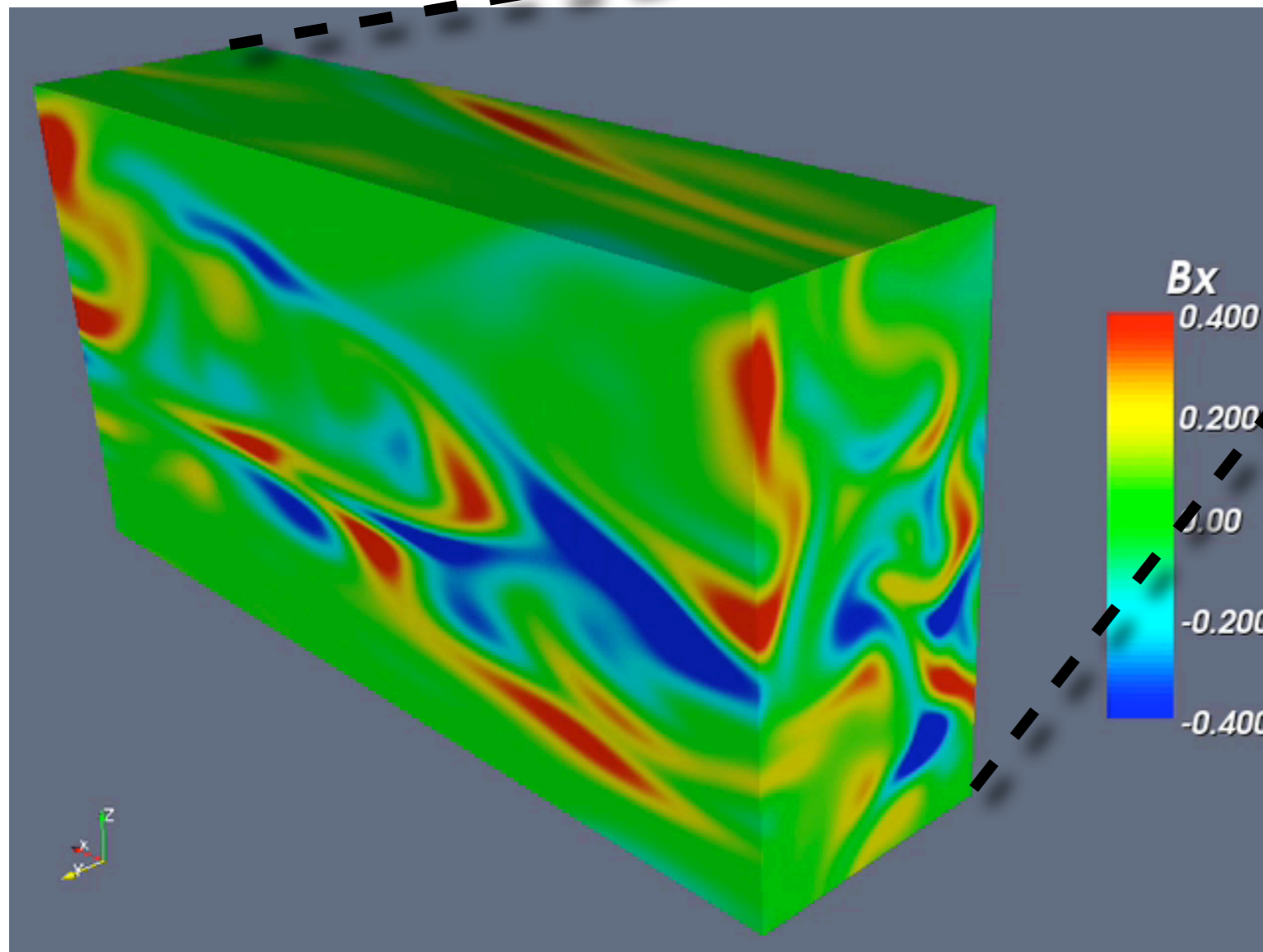




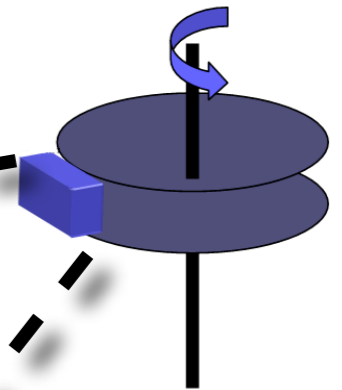
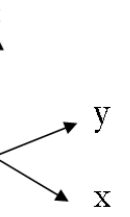
# Behaviour during one cycle

Simulation in a “tall” box ( $L_z=2L_r$ )

$Re=1600$ ,  $Pm=4$  for  $50\text{ S}^{-1}$



3D Plot of  $B_\phi$



# Studying one cycle...

 Budget for a pure  $\exp(ik_0z)$  mode :

$$\frac{\partial \hat{B}_\phi}{\partial t} = S \hat{B}_r - ik_0 \hat{E}_r - \eta k_0^2 \hat{B}_\phi$$

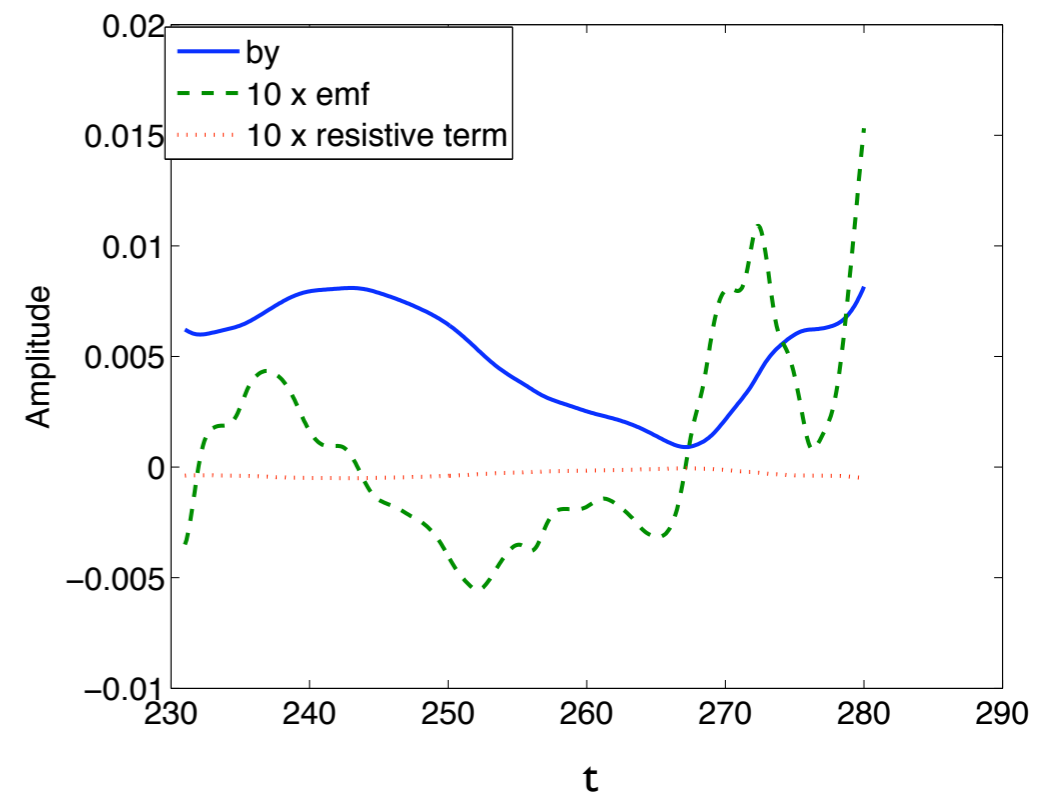
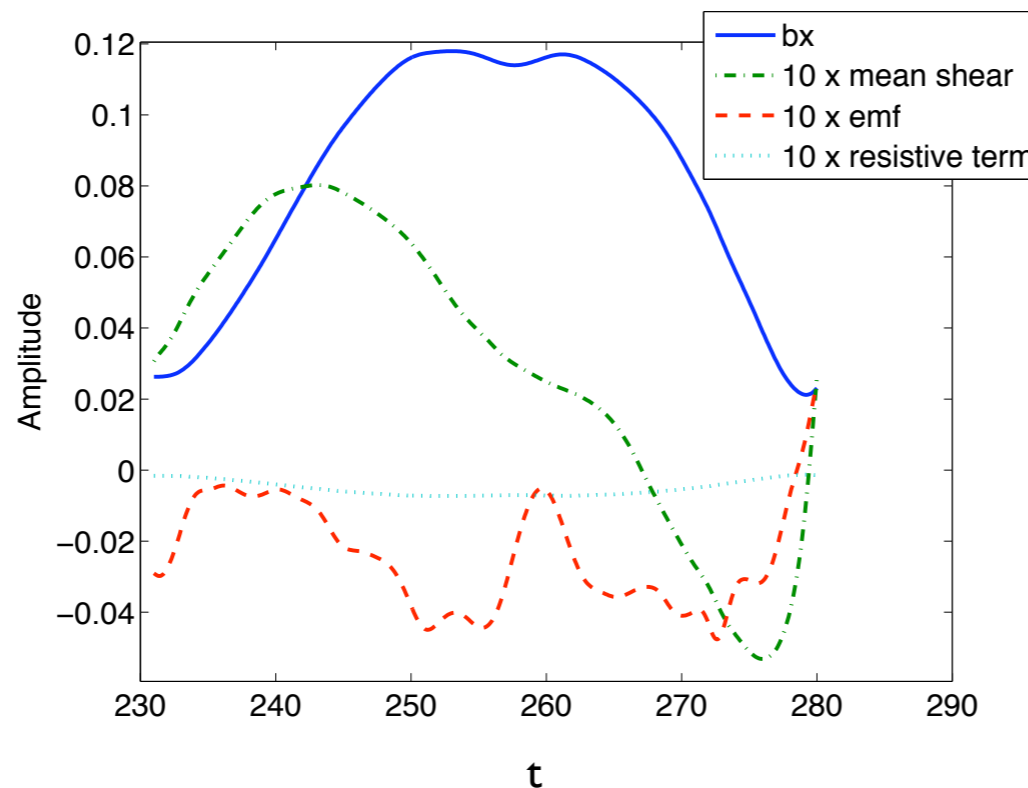
$$\frac{\partial \hat{B}_r}{\partial t} = ik_0 \hat{E}_\phi - \eta k_0^2 B_r$$



with  $\hat{\mathbf{E}} = (\mathbf{u} \times \mathbf{B})_{k_0}$

Involves coupling between various other modes



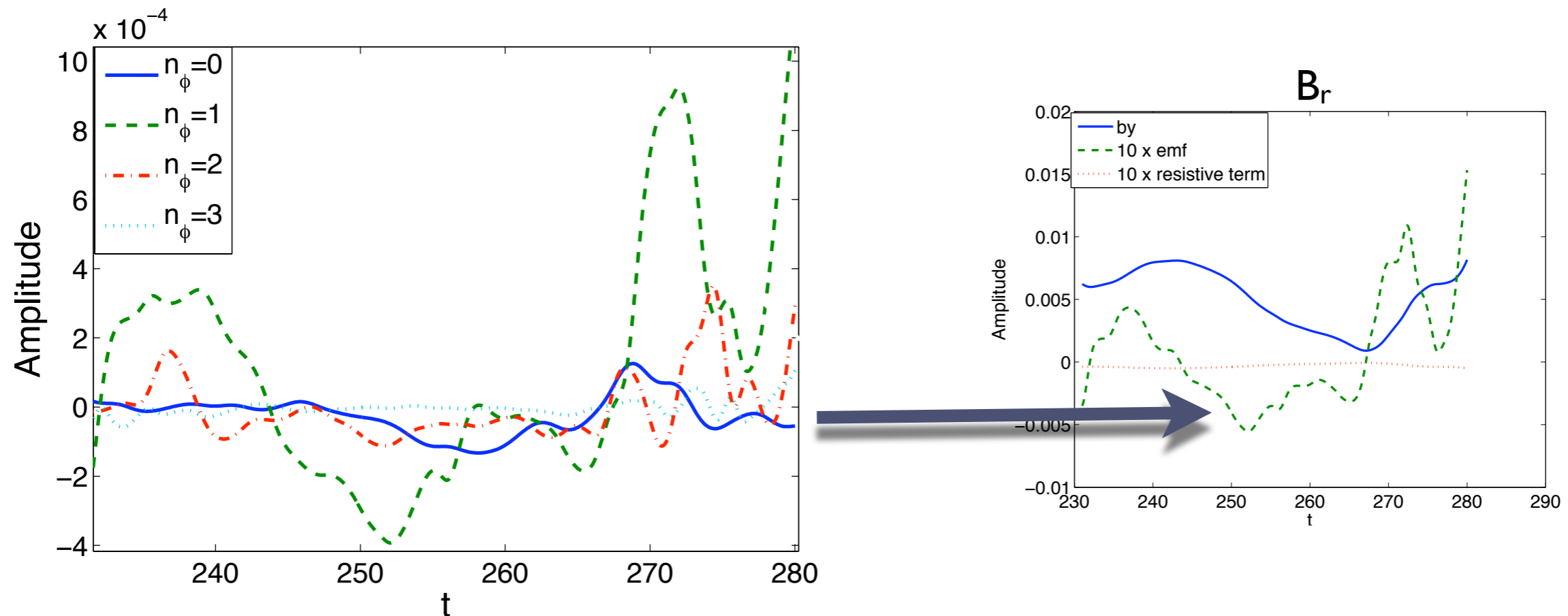
One  $B_\phi$  cycle from a numerical simulation



-   $E_r$  acts always as a resistive term
-   $E_\phi$  is responsible for the cyclic behaviour

# Non axisymmetric origin of the emfs

- Which waves contribute to the EMFs?
- Contribution of non axisymmetric wave numbers  $n_\phi$  to  $E_\phi$



$E_\phi$  comes from the coupling of the *largest* non axisymmetric modes

Same conclusion for  $E_r$  (not shown)

# Shearing waves linear response (I)

# Shearing waves linear response (I)

- Let's consider the linear and non axisymmetric response to a large scale field

$$\mathbf{B} = B_0 \cos(k_0 z) \mathbf{e}_\phi$$

# Shearing waves linear response (I)

- Let's consider the linear and non axisymmetric response to a large scale field

$$\mathbf{B} = B_0 \cos(k_0 z) \mathbf{e}_\phi$$

- The “largest” linear shearing waves are written:

$$\begin{aligned} \mathbf{u} &= \bar{\mathbf{u}}(z) \exp[i(k_\phi x + k_r(t)y)] \\ \mathbf{b} &= \bar{\mathbf{b}}(z) \exp[i(k_\phi x + k_r(t)y)] \end{aligned} \quad \text{with} \quad \begin{aligned} k_\phi &= 2\pi/L_\phi \\ k_r &= -Stk_\phi \end{aligned}$$

# Shearing waves linear response (I)

- Let's consider the linear and non axisymmetric response to a large scale field

$$\mathbf{B} = B_0 \cos(k_0 z) \mathbf{e}_\phi$$

- The “largest” linear shearing waves are written:

$$\begin{aligned} \mathbf{u} &= \bar{\mathbf{u}}(z) \exp[i(k_\phi x + k_r(t)y)] \\ \mathbf{b} &= \bar{\mathbf{b}}(z) \exp[i(k_\phi x + k_r(t)y)] \end{aligned} \quad \text{with} \quad \begin{aligned} k_\phi &= 2\pi/L_\phi \\ k_r &= -Stk_\phi \end{aligned}$$

- The axisymmetric EMF profile associated to one shearing waves is:

$$\mathbf{E}(z) = \frac{1}{2} \Re[\bar{\mathbf{u}}(z) \times \bar{\mathbf{b}}^*(z)]$$

# Shearing waves linear response (I)

- Let's consider the linear and non axisymmetric response to a large scale field

$$\mathbf{B} = B_0 \cos(k_0 z) \mathbf{e}_\phi$$

- The “largest” linear shearing waves are written:

$$\begin{aligned} \mathbf{u} &= \bar{\mathbf{u}}(z) \exp[i(k_\phi x + k_r(t)y)] \\ \mathbf{b} &= \bar{\mathbf{b}}(z) \exp[i(k_\phi x + k_r(t)y)] \end{aligned} \quad \text{with} \quad \begin{aligned} k_\phi &= 2\pi/L_\phi \\ k_r &= -Stk_\phi \end{aligned}$$

- The axisymmetric EMF profile associated to one shearing waves is:

$$\mathbf{E}(z) = \frac{1}{2} \Re[\bar{\mathbf{u}}(z) \times \bar{\mathbf{b}}^*(z)]$$

- To quantify the “quasi linear” feedback, we compute the correlations

$$\begin{aligned} \Gamma_\phi &= \int B_\phi (-\partial_z E_r) dz \\ \Gamma_r &= \int B_\phi \partial_z E_\phi dz \end{aligned} \quad \text{Having in mind the large scale field equations :} \quad \begin{aligned} \partial_t B_\phi &= SB_r - \partial_z E_r \\ \partial_t B_r &= \partial_z E_\phi \end{aligned}$$

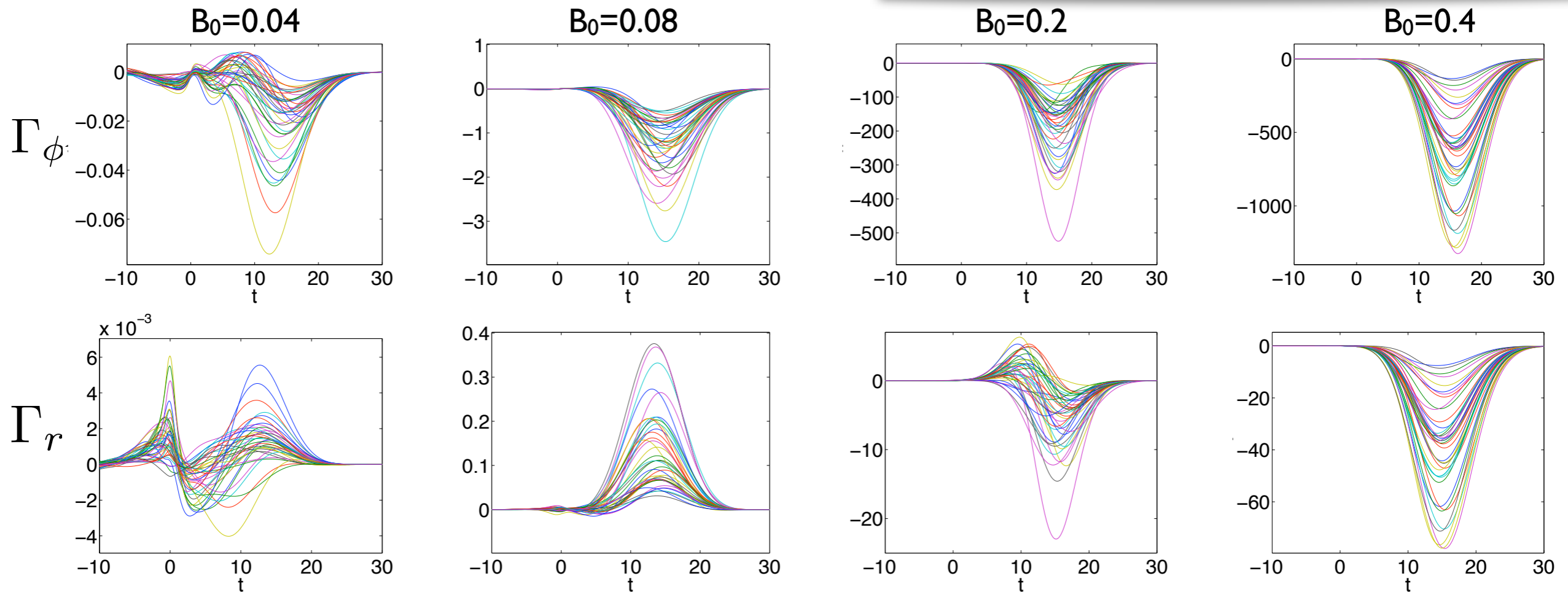


# Shearing waves linear response (II)

**IT'S MRI!  
Transient amplification**

Result from a linear computation with a resistive effect

$$\mathbf{B} = B_0 \cos(k_0 z) \mathbf{e}_\phi$$



- The shearing waves always have a resistive effect on  $B_\phi$
- The correlation  $\Gamma_r$  get reversed for strong enough  $B_\phi$

# A Toy model

- We assume a “turbulent resistivity” closure model for the emfs, following the linear properties of the shearing waves

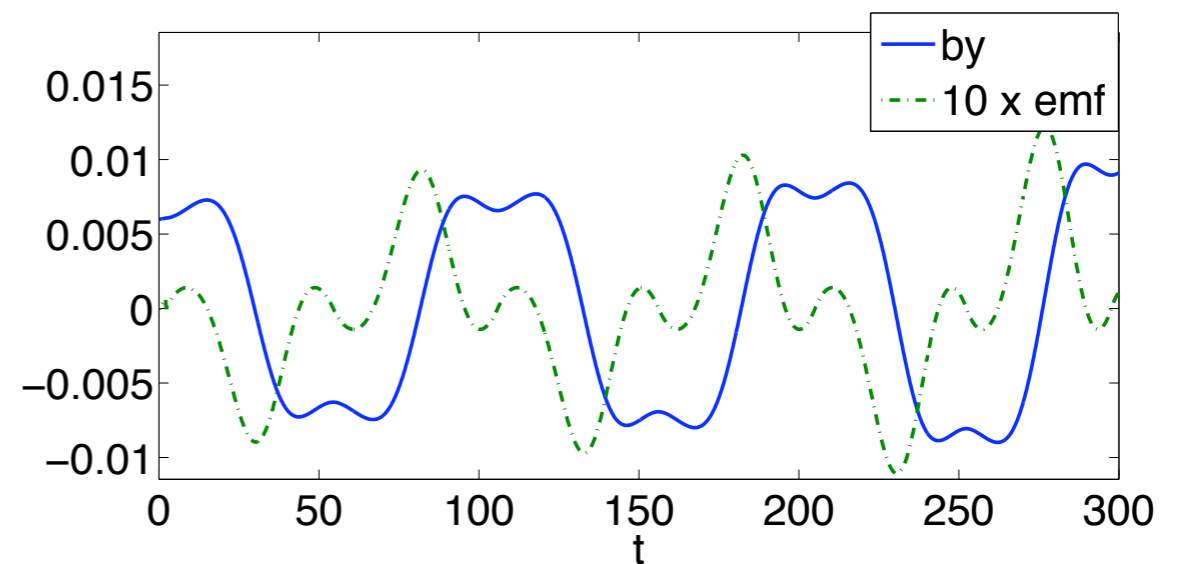
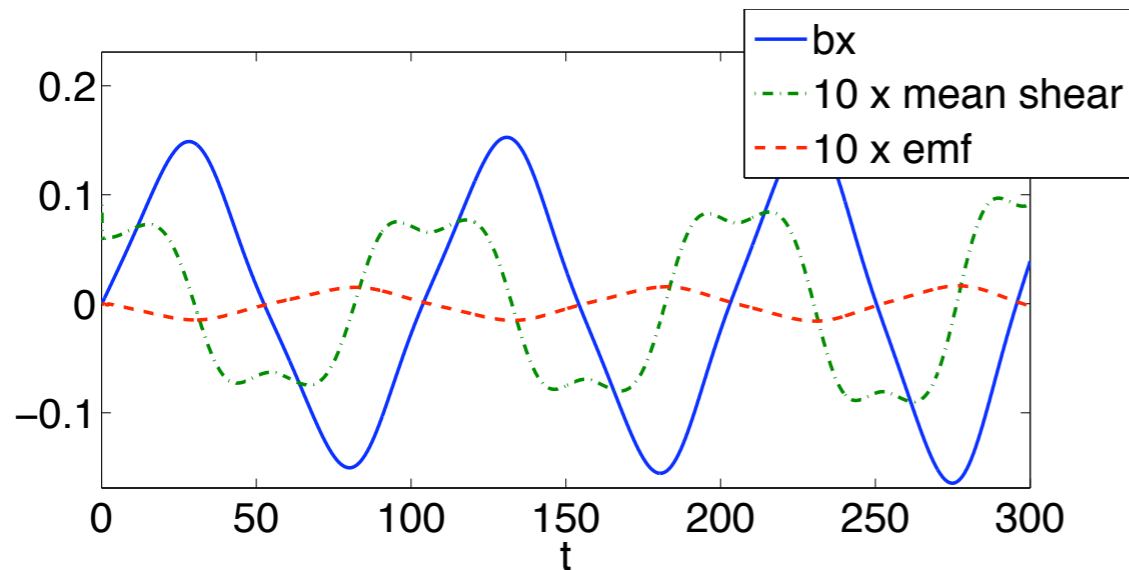
$$\begin{aligned}\partial_t B_\phi(t) &= S B_r(t) - \beta k_0^2 B_\phi(t - t_L) \\ \partial_t B_r(t) &= \gamma k_0^2 B_\phi(t - t_L)\end{aligned}\quad \text{with} \quad \begin{aligned}\gamma &= \gamma_0 \left[ 1 - \frac{|B_\phi(t - t_L)|}{B_{\text{Rev}}} \right] \\ \text{Lag time } t_L &\sim S^{-1} \\ B_{\text{Rev}} &\sim 0.1\end{aligned}$$

# A Toy model

- We assume a “turbulent resistivity” closure model for the emfs, following the linear properties of the shearing waves

$$\begin{aligned}\partial_t B_\phi(t) &= S B_r(t) - \beta k_0^2 B_\phi(t - t_L) \\ \partial_t B_r(t) &= \gamma k_0^2 B_\phi(t - t_L)\end{aligned}\quad \text{with} \quad \gamma = \gamma_0 \left[ 1 - \frac{|B_\phi(t - t_L)|}{B_{\text{Rev}}} \right]$$

Lag time  $t_L \sim S^{-1}$   
 $B_{\text{Rev}} \sim 0.1$

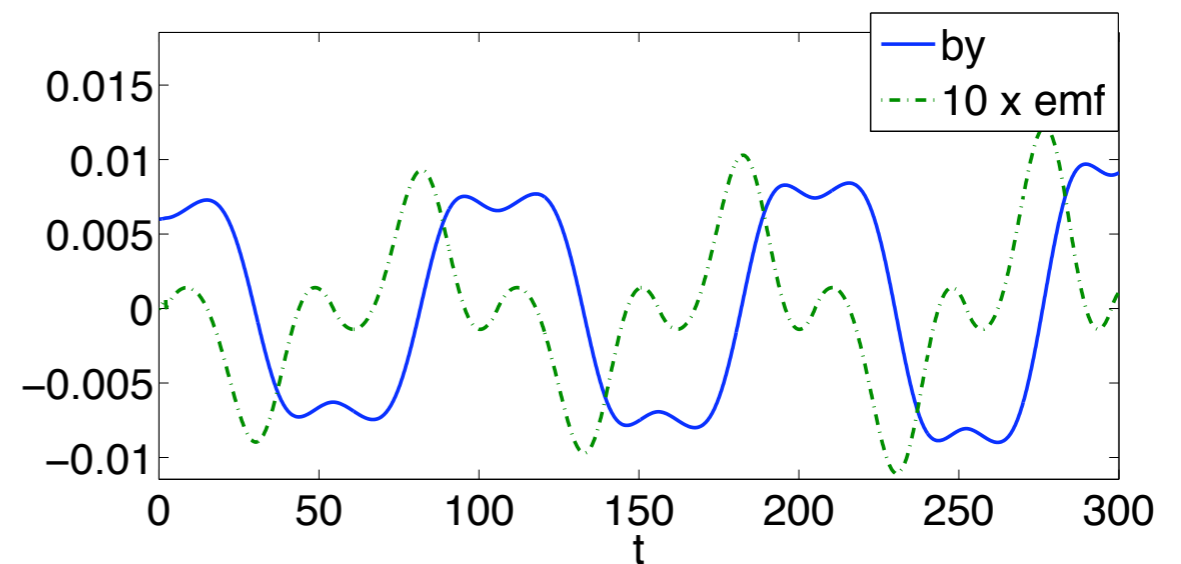
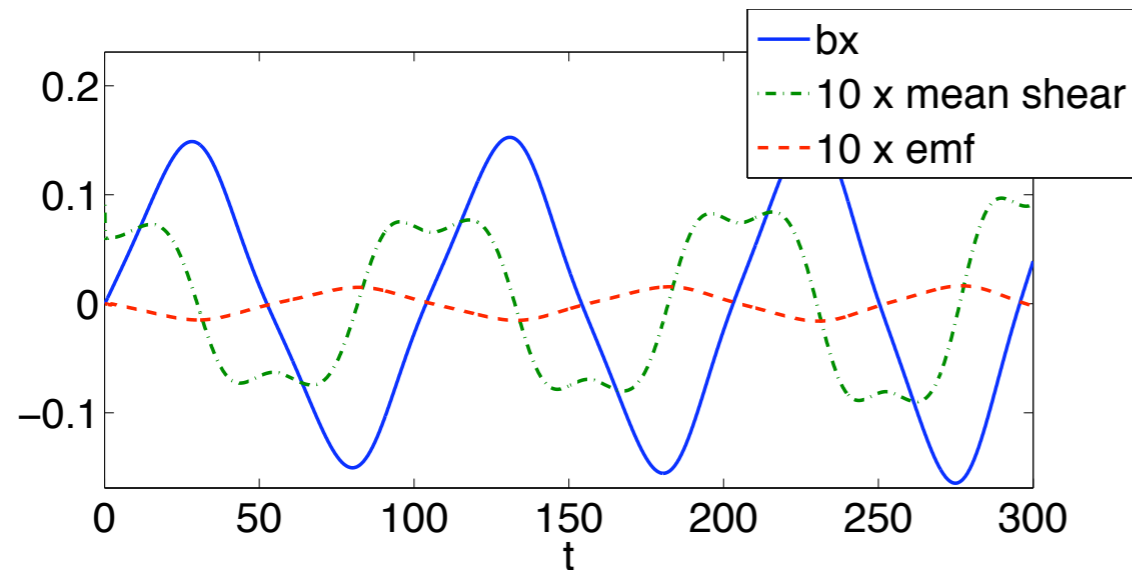


# A Toy model

- We assume a “turbulent resistivity” closure model for the emfs, following the linear properties of the shearing waves

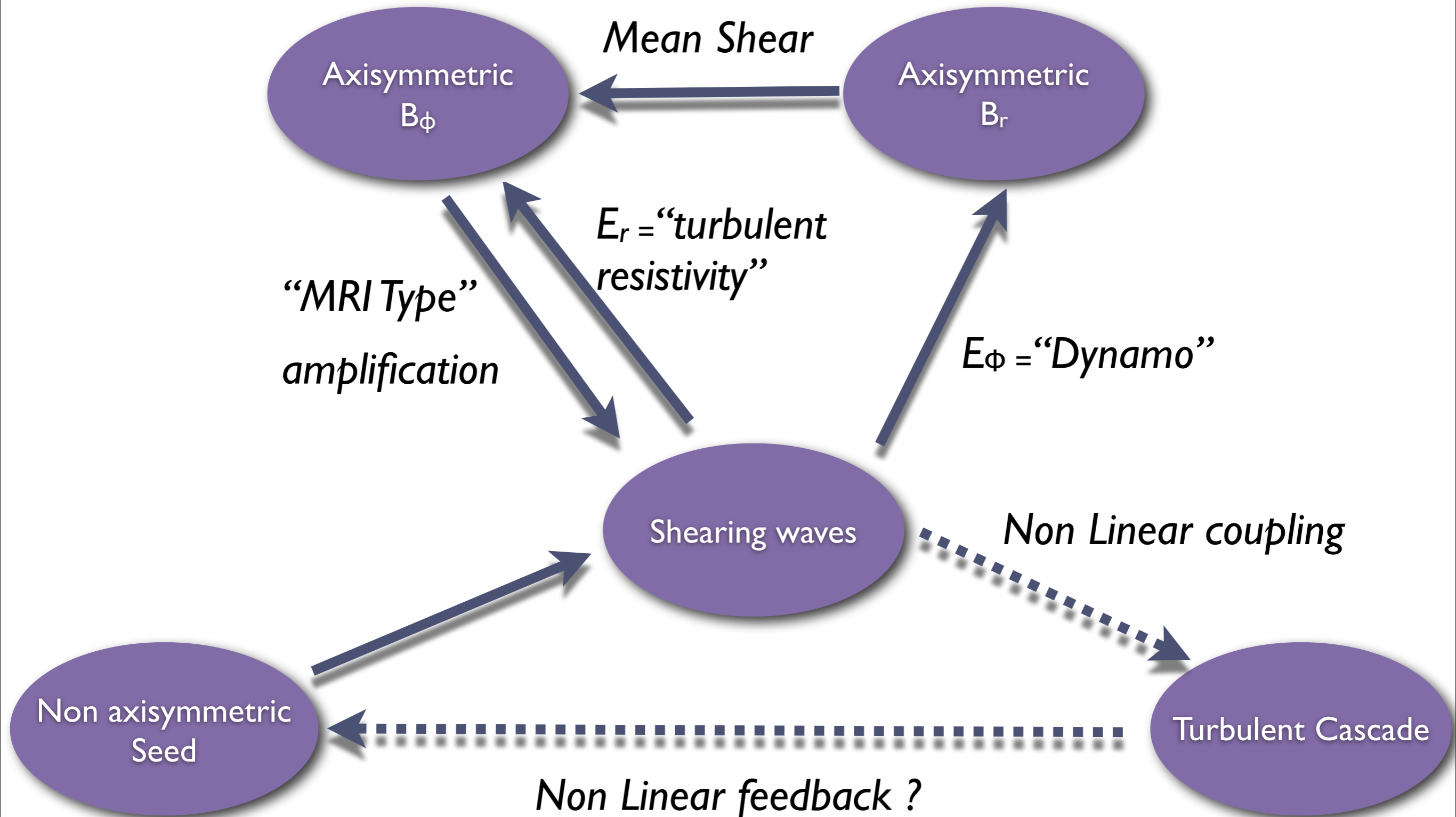
$$\begin{aligned}\partial_t B_\phi(t) &= S B_r(t) - \beta k_0^2 B_\phi(t - t_L) \\ \partial_t B_r(t) &= \gamma k_0^2 B_\phi(t - t_L)\end{aligned}\quad \text{with} \quad \gamma = \gamma_0 \left[ 1 - \frac{|B_\phi(t - t_L)|}{B_{\text{Rev}}} \right]$$

Lag time  $t_L \sim S^{-1}$   
 $B_{\text{Rev}} \sim 0.1$



- Cycles are reproduced with  $T \sim 50 S^{-1}$
- No “alpha effect” used in this description

# Summary : MRI-Dynamo cycle



# Conclusions



# Conclusions

- The MRI naturally provides a (non linear) dynamo feedback when a non homogeneous  $B_\phi$  is imposed (Lesur & Ogilvie 2008)
- Explains the existence of a large scale cycle, with no dependance on the dissipation scales (should work even with very large  $Re$ ,  $Rm$ )
- Dynamo feedback due to an anisotropic resistivity (no  $\alpha$  effect)

# Conclusions

- The MRI naturally provides a (non linear) dynamo feedback when a non homogeneous  $B_\phi$  is imposed (Lesur & Ogilvie 2008)
- Explains the existence of a large scale cycle, with no dependance on the dissipation scales (should work even with very large  $Re$ ,  $Rm$ )
- Dynamo feedback due to an anisotropic resistivity (no  $\alpha$  effect)

## *However*

- No precise understanding of the origin of the non axisymmetric seed
- How the Prandtl number enters this problem ?
- Is this mechanism able to generate a global magnetic field ?



# Extras

# Studying one cycle (phases)...

📌 Budget for a pure  $\exp(ik_0z)$  mode :

$$\frac{\partial \hat{B}_\phi}{\partial t} = S \hat{B}_r - ik_0 \hat{E}_r - \eta k_0^2 \hat{B}_\phi$$

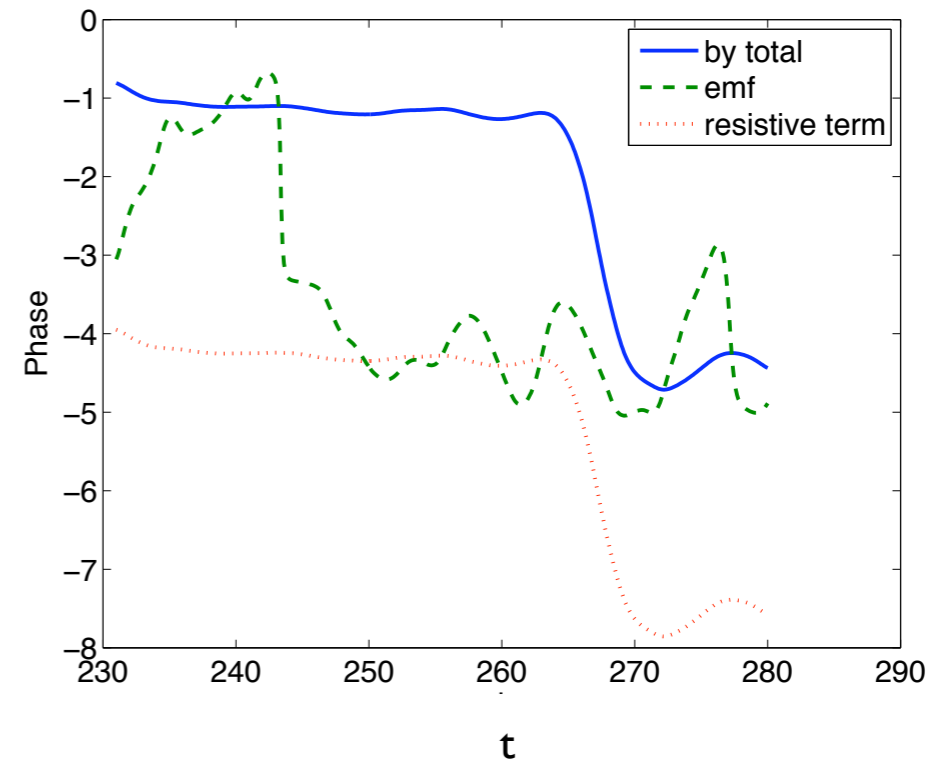
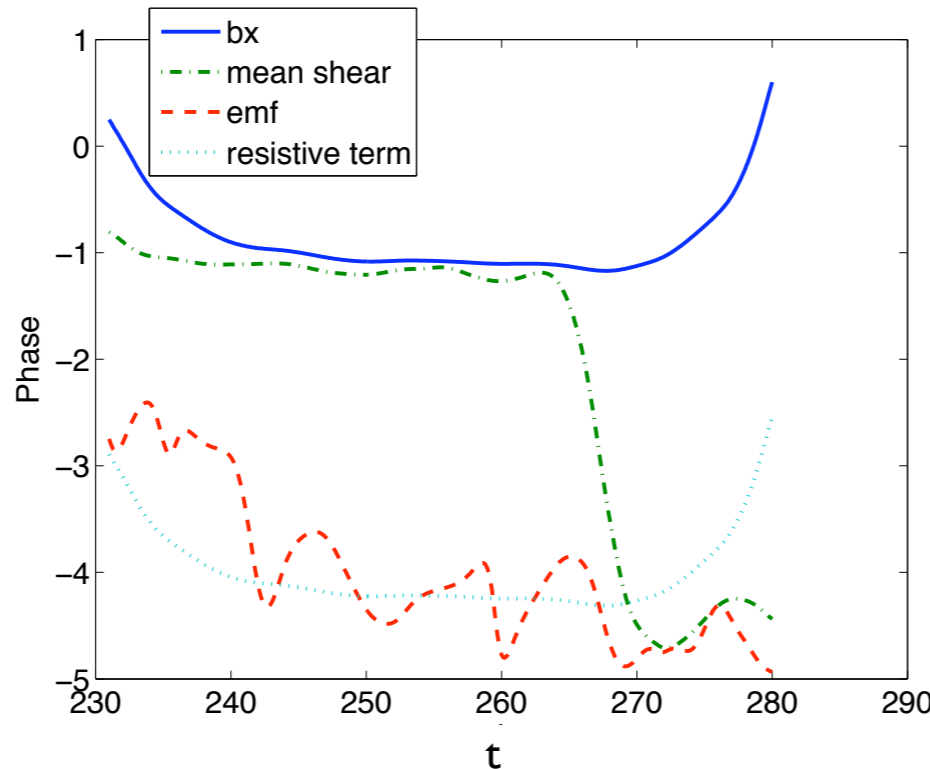
$$\frac{\partial \hat{B}_r}{\partial t} = ik_0 \hat{E}_\phi - \eta k_0^2 \hat{B}_r$$

with  $\hat{\mathbf{E}} = (\mathbf{u} \times \mathbf{B})_{k_0}$

Involves coupling between various other modes



One  $B_\phi$  cycle from a numerical simulation



📌  $E_r$  acts always as a resistive term

📌  $E_\phi$  is responsible for the cyclic behaviour

