

Periodic Trajectories in Aeolian Sand Transport

Alexandre Valance¹, and Jim Jenkins²

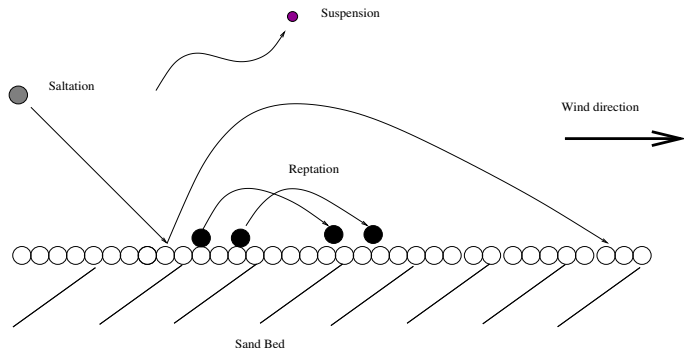
¹ Institut de Physique de Rennes, Université de Rennes 1, France

² Cornell University, Ithaca, USA

Particle Laden flows in Nature, December 15-19, 2013

- 1 Introduction
- 2 Model
- 3 Model prediction
- 4 Amended Model for erodible bed
- 5 Conclusion

Saltation transport (Bagnold, 1941)

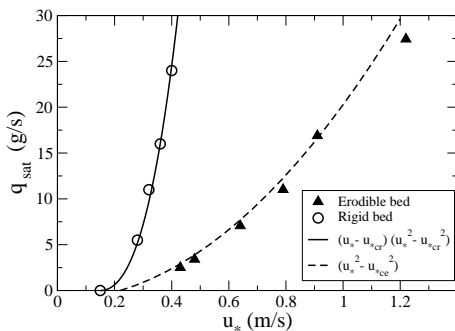


- Particle diameter and density :
 $0.1 \text{ mm} < d < 0.6 \text{ mm}$ and $\sigma = \rho_p / \rho_{air} = 2200$
- Particle Reynolds and Shields number :
 $1 < Re_p (= d\sqrt{gd}/\nu) < 10$ and
 $0.01 < S (= u^{*2}/\sigma gd) < 0.2$

Crucial role of the bed : Erodible vs Rigid bed

- Wind-tunnel experiments (Ho et al, PRL 11)

Maximum capacity of transport : Erodible bed vs Rigid bed



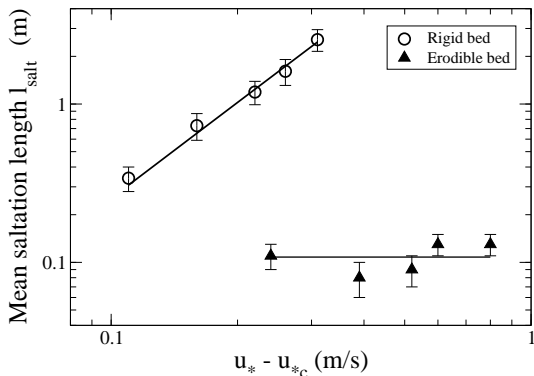
- Erodible bed : $Q_{sat} \propto (u^{*2} - u_c^{*2}) \propto (S^* - S_c)$

- Rigid bed :

$$Q_{sat} \propto (u^* - u_c^*)(u^{*2} - u_c^{*2}) \propto (\sqrt{S^*} - \sqrt{S_c})(S^* - S_c)$$

Crucial role of the bed : Erodible vs Rigid bed

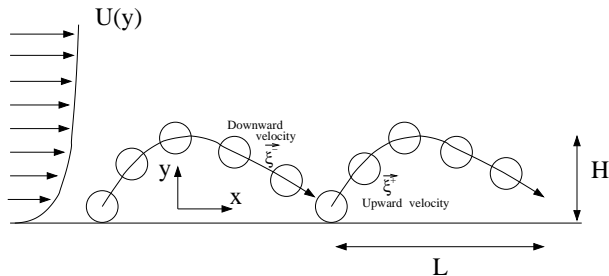
- Mean saltation length : Erodible vs Rigid bed



- Erodible bed : $l_{salt} \approx cst$
- Rigid bed : $l_{salt} \propto (u_*^2 - u_c^{*2}) \propto (S^* - S_c)$

Motivation

- Can Saltation transport be simply described in terms of periodic trajectories ?



- We developed a simple Eulerian/Lagrangian approach
- We investigated first the transport over a rigid bed

- 1 Introduction
- 2 Model**
- 3 Model prediction
- 4 Amended Model for erodible bed
- 5 Conclusion

Particle Motion

Ascending Motion

$$a_x^+ = \xi_y^+ \frac{d\xi_x^+}{dy} = D^+(U - \xi_x^+), \quad (1)$$

$$a_y^+ = \xi_y^+ \frac{d\xi_y^+}{dy} = -D^+\xi_y^+ - 1, \quad (2)$$

Descending Motion

$$a_x^- = \xi_y^- \frac{d\xi_x^-}{dy} = D^-(U - \xi_x^-), \quad (3)$$

$$a_y^- = \xi_y^- \frac{d\xi_y^-}{dy} = -D^-\xi_y^- - 1, \quad (4)$$

Drag coefficient : $D = (0.3\sqrt{(U - \xi_x)^2 + \xi_y^2} + 18/R)/\sigma$

Particle Reynolds number : $R = \rho^f d(gd)^{1/2}/\mu^f$.

Density Ratio : $\sigma = \rho^s/\rho^f$

Particle Motion

Downstream position x^+ and x^- are functions of y

$$\xi_y^+ \frac{dx^+}{dy} = \xi_x^+, \quad (5)$$

$$\xi_y^- \frac{dx^-}{dy} = \xi_x^-. \quad (6)$$

Fluid Motion

Steady and fully developed turbulent boundary layer

- Clear flow : $S_{air}(y) = constant = S^*$

$$\frac{dU}{dy} = \frac{[S^* \sigma]^{1/2} \sigma}{\kappa y}$$

(Classical Mixing length turbulence model)

- Particle laden flow : $S_{air}(y) + s_{particle}(y) = constant = S^*$

$$\frac{dU}{dy} = \frac{[(S^* - s)\sigma]^{1/2} \sigma}{\kappa y} \quad (7)$$

Particle Shear Stress

We consider a saltation transport state consisting in an ensemble of particles with periodic trajectories

We define c^+ and c^- respectively as the concentration of ascending and descending particles

- Particle average velocity :

$$u(y) = (c^+ \xi_x^+ + c^- \xi_x^-) / (c^+ + c^-)$$

- Particle shear stress :

$$\begin{aligned} s(y) &= - (c^+ \xi_y^+ \xi_x^+ + c^- \xi_y^- \xi_x^-) = -c^+ \xi_y^+ (\xi_x^+ - \xi_x^-) \\ &= -\phi_0^+ (\xi_x^+ - \xi_x^-) \end{aligned}$$

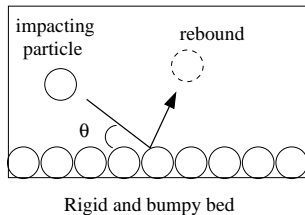
Two-point boundary value problem

- Seven first order differential equations for :
 $\xi_x^+, \xi_x^-, \xi_y^+, \xi_y^-, x^+, x^-$ and U
to be resolved from $y = 0$ to $y = H$.
- Three additional unknown parameters :
 - the height H and the length L of the trajectory
 - the upward vertical mass flux at the bed ϕ_0^+

We need 10 boundary conditions but continuity relations provide only 7 conditions :

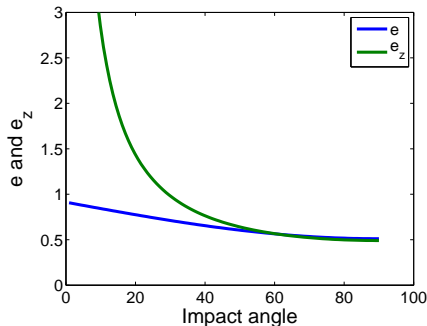
- $\xi_x^+(H) = \xi_x^-(H)$, $\xi_y^+(H) = 0$ and $\xi_y^-(H) = 0$
- $x^+(0) = 0$, $x^-(0) = L$ and $x^+(H) = x^-(H)$
- $U(0) = 0$

Rebound on a rigid and bumpy surface



$$\begin{aligned}\xi^+(0) &= e(\theta) \xi^-(0) \\ &= (A - B \sin \theta) \xi^-(0) \\ \xi_y^+(0) &= -e_y(\theta) \xi_y^-(0) \\ &= -(A_y / \sin \theta - B_y) \xi_y^-(0)\end{aligned}$$

$A = 0.9$, $B = 0.4$, $A_y = 0.5$ and $B_y = 0$ are constants drawn from D.E.M simulation ($e_n = 0.8$)



Additional boundary conditions

- Two addition conditions :

$$\xi^+(0) = e(\theta) \xi^-(0)$$

$$\xi_y^+(0) = -e_y(\theta) \xi_y^-(0)$$

- We have now $(7 + 2)$ boundary conditions for 7 first order differential equations + 3 unknown parameters
- There is therefore one free parameter (the vertical mass flux ϕ_0^+) which should be prescribed

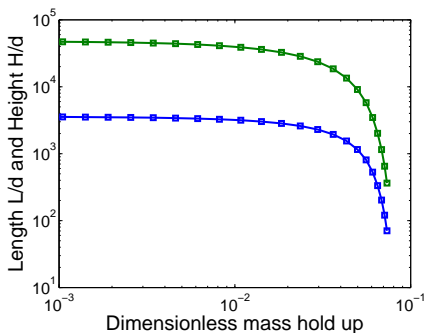
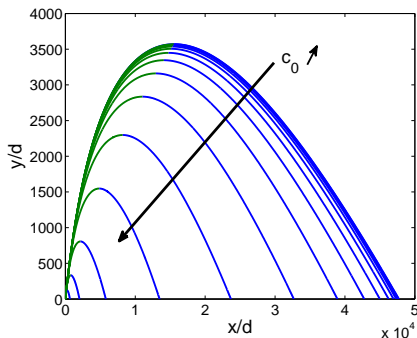
- 1 Introduction
- 2 Model
- 3 Model prediction**
- 4 Amended Model for erodible bed
- 5 Conclusion

Particle trajectory

Particle parameter : $d = 0.23 \text{ mm}$, $\sigma = 2200$ and $Re_p = 0.73$

Fixed Shields number : $S^* = 0.06$

- Influence of the mass holdup $m = \int_0^H c(y) dy$

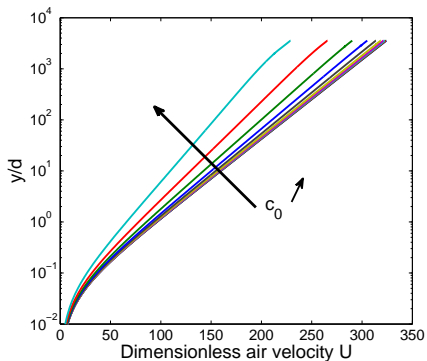


Smaller trajectories with increasing mass holdup

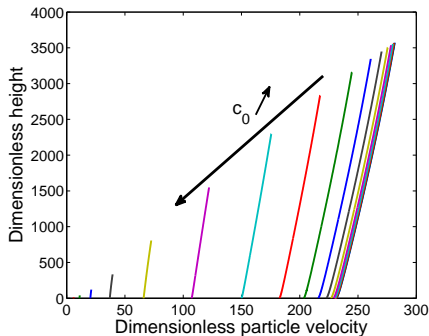
Air and particle velocity

- Influence of the mass holdup at a fixed Shields number :
 $S = 0.06$

Air flow profile



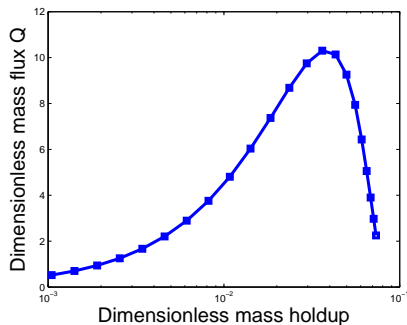
Particle velocity profile



Mass flow rate

- Influence of the mass holdup at a fixed Shields number :
 $S = 0.06$

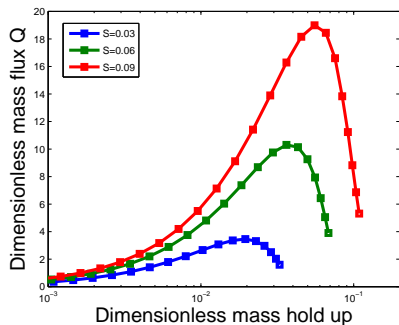
Mass flow rate vs mass holdup



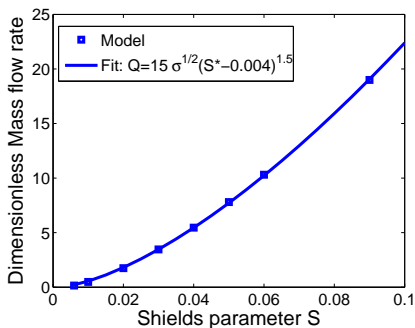
Mass flow rate

- Influence of the Shields number

Mass flow rate vs mass holdup for different Shields numbers



Maximum capacity of transport vs Shields



Features of the flow at maximum capacity

$$Q = \int c(y)u(y)dy \approx c_0 u_0 H$$

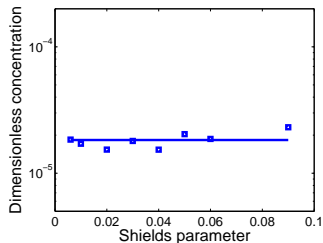
- $c_0 \approx \text{Invariant}$

- $u_0 \propto \sqrt{S} - \sqrt{S_c}$

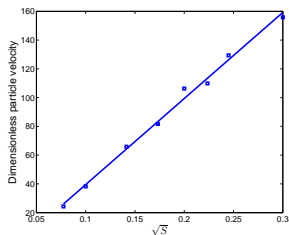
- $H \propto (S - S_c)$

$$\Rightarrow Q \propto (\sqrt{S} - \sqrt{S_c}) (S - S_c)$$

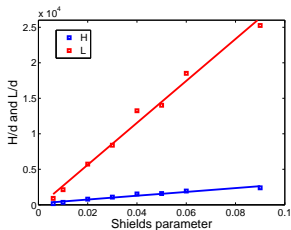
Particle concentration c_0 vs S



Particle velocity u_0 vs \sqrt{S}



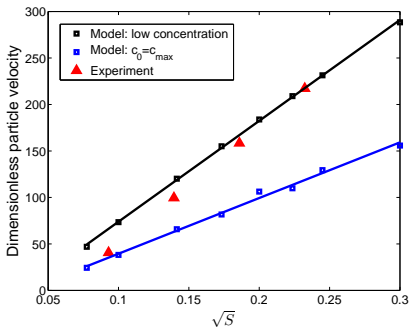
Height and length vs S



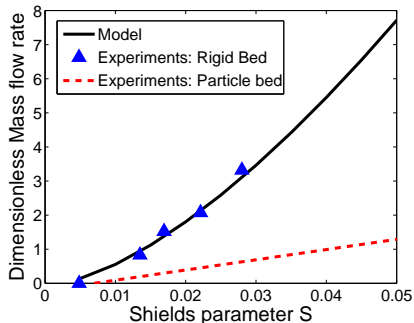
Comparison with Experiments

- Wind-tunnel experiments on rigid and bumpy bed (Ho, Ph Thesis 2012, Rennes) :
Particle parameters : $d = 0.230 \text{ mm}$ and $\sigma = 2200$

Particle velocity vs Shields



Maximum capacity of transport vs Shields



- 1 Introduction
- 2 Model
- 3 Model prediction
- 4 Amended Model for erodible bed**
- 5 Conclusion

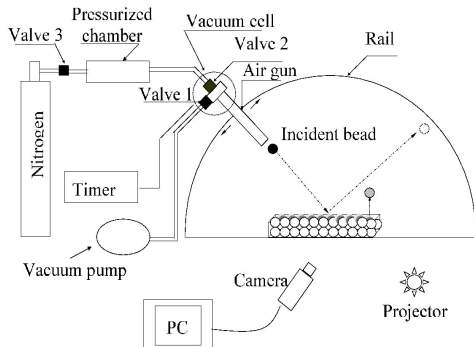
Extension of the Model

- Can we apply this simple model for saltation transport over an erodible bed ?

- How to account for the splash process ?

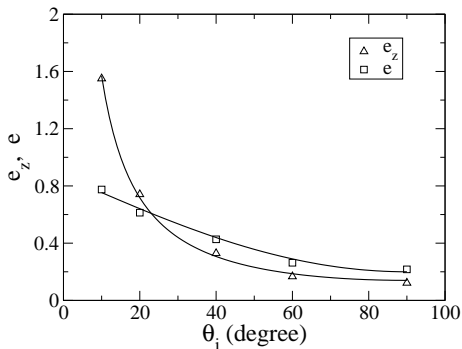
Splash Process

- Model Collision Experiment (Beladjine et al, PRE 2006)



Splash Process : Rebound

Experimental outcomes (*Beladjine et al, PRE 2007*)



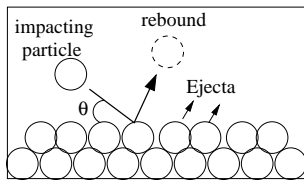
Rebound law over an erodible bed :

$$\begin{aligned} \xi^+(0) &= e(\theta) \xi^-(0) \\ &= (A - B \sin \theta) \xi^-(0) \\ \xi_y^+(0) &= -e_y(\theta) \xi_y^-(0) \\ &= -(A_y / \sin \theta - B_y) \xi_y^-(0) \end{aligned}$$

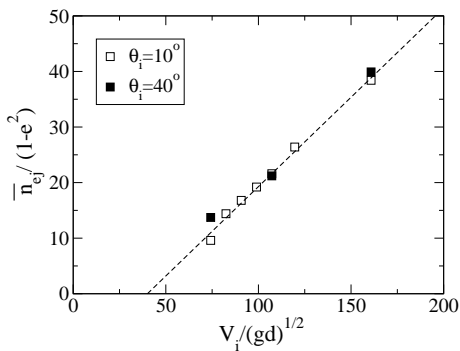
$A = 0.87$, $B = 0.72$, $A_y = 0.3$ and $B_y = 0.15$ are constants drawn from experiments

Splash process : Ejected particles

- Experimental Outcomes (*Beladjine et al, PRE 2007*)



$$N_{tot} = N_{rebound} + N_{ej}$$



$$N_{tot}(\xi) = \begin{cases} 1 + N_0(1 - e^2)(\xi/\xi_c - 1) & \text{if } \xi > \xi_c \\ 1 & \text{if } 1 \leq \xi \leq \xi_c \\ 0 & \text{if } \xi \leq 1 \end{cases}$$

Consequences

- Vertical mass flux at the bed :

$$\phi = \phi^+ + \phi^- = \int (1 - N_{tot}) \xi_y^- f(\xi_x^-, \xi_y^-) d\xi_x^- d\xi_y^-$$

- Steady condition : $\phi = 0$
 - If $f = \delta(\xi_x - u_0, \xi_y)$, $\phi = 0 \Rightarrow 1 < u_0 < \xi_c$
 - If $f = f_{Gaussian}(\xi_x - u_0) \times f_{Gaussian}(\xi_y)$, $\phi = 0 \Rightarrow u_0 \approx \xi_c/2$
(Creysseles et al, 2007)

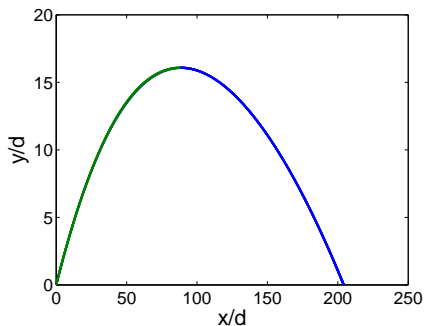
Additional boundary condition

\Rightarrow Two-point boundary value problem without any free parameter

Periodic trajectories

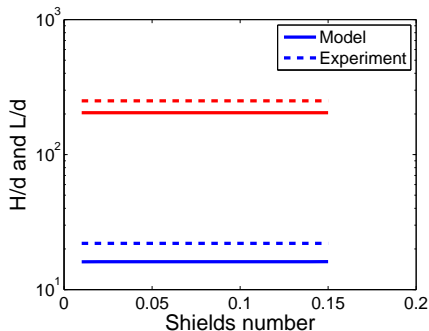
Particle parameters : $\sigma = 2200$ and $d = 0.23 \text{ mm}$

- Saltation trajectory



Trajectory invariant with Shields

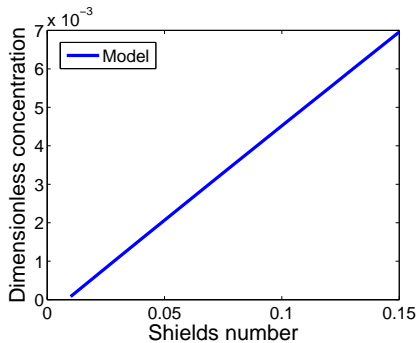
- Saltation Height and Length



H and L invariant with Shields

Particle concentration and mass flux

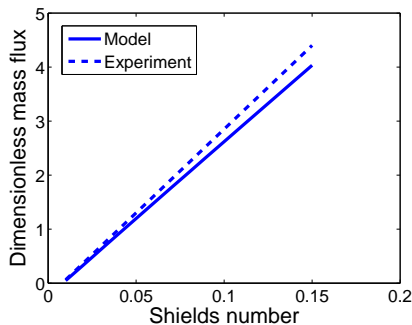
● Concentration at the bed



$$c_0 \propto (S^* - S_c)$$

● Mass flux Q

(Experiments : Creyssels et al, JFM, 2009)



$$Q \propto (S^* - S_c)$$

- 1 Introduction
- 2 Model
- 3 Model prediction
- 4 Amended Model for erodible bed
- 5 Conclusion**

Conclusion and Perspective

- Conclusion
 - Simple predictive model for saltation transport over erodible and rigid bed
- Perspective
 - Model applicable to bed load transport in water
 - Possible extension of the model to unsteady and inhomogenous situations