

The Kavli Institute for Theoretical Physics  
University of California, Santa Barbara  
Knotted Fields  
Appreciation of the Classical Approach to Knots  
From 1833 to 1990

Kenneth C. Millett

University of California  
Santa Barbara, CA, USA  
millett@math.ucsb.edu

June 22, 2012

An appreciation of the classical approach to knotting in the mathematical and natural sciences with an eye on a few historical events.

- Origins of knotting, linking and, entanglement
- Mathematical knotting and linking: Gauss, Kelvin, Alexander
- The Jones era: Jones, HOMFLY, BLMH, Kauffman
- Applications in the natural sciences
- Discussion

# Origins of knotting

## In Nature

- Living organisms employ knotting and entanglement to accomplish important tasks.
- The hagfish uses a knotted configuration to gain leverage in order to feed or as a defensive strategy.
- Vines use linking and entanglement to stabilize their positions during growth
- The presence of knotting, linking, and other forms of entanglement can be observed widely in nature.



# Origins of knotting

## Human uses


- Knots can be found in the remnants of Finnish fish nets made of nettle fibers 10,000 years ago. The photo shows rock weights and bark floats.
- While some origins are utilitarian others, such as this Celtic knot, are decorative or have a religious interpretation.



# Origins of knotting

An the earliest manifestations

Entanglement of solar flares on March 6, 2012 (NASA/SDO/AIA)



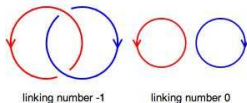
# Mathematical Knotting and Linking

## Gauss Linking Number

In 1833 Johann Carl Friedrich Gauss developed an integral formula that defined the linking number between two oriented simple closed curves in space, thereby initiating the mathematical study of knots and links.





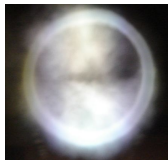
$$\text{linking number} = \frac{1}{4\pi} \oint_{\gamma_1} \oint_{\gamma_2} \frac{\mathbf{r}_1 - \mathbf{r}_2}{|\mathbf{r}_1 - \mathbf{r}_2|^3} \cdot (d\mathbf{r}_1 \times d\mathbf{r}_2).$$



# Mathematical Knotting and Linking

## Vortex knots leads to knot identification and enumeration problems

Lord Kelvin (Sir William Thomson) and Peter Guthrie Tait were inspired by the work of Helmholtz and Maxwell to propose vortex tubes forming different knots and links as models for atomic structure. Building on the work of Gauss and his student, Listing, the classification of knots was undertaken. The unknotted ring was to represent oxygen while the simplest knot, the trefoil, was carbon and the Hopf link was to be sodium. The absence of "ether" ended this vision.






# Mathematical Knotting and Linking

**Nevertheless, the mathematical study of knotting and linking continued with its on life.**

## Enumeration

- Equality means we can move one configuration to the other in space
- Composition (connection sum) defines a monoid with the unknot as identity but without inverses.
- Enumeration focuses on irreducible, or prime, knots.
- P.G. Tait, in the late 1800's, began the systematic classification of prime knots with effort continuing to this day.

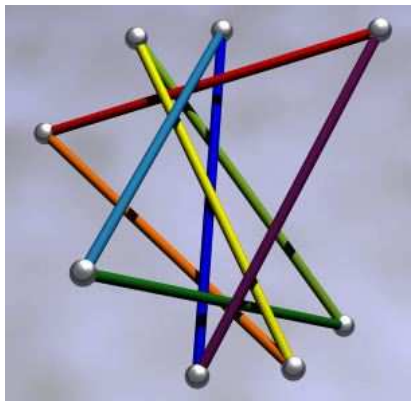




# Mathematical Knotting and Linking

## Polygonal Knots

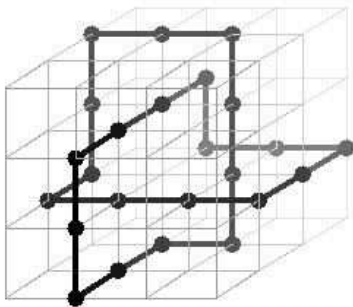
- Defined by an ordered sequence of  $n$  vertices in 3-space
- Connected cyclically by straight line segments called edges
- Two edges meet, if at all, at their common vertices



# Mathematical Knotting and Linking

## Lattice Knots


- Defined by an ordered sequence of  $n$  adjacent non-repeating vertices in simple cubic lattice
- Require the first vertex be adjacent to the last vertex
- Connect vertices cyclically by their adjoining edges



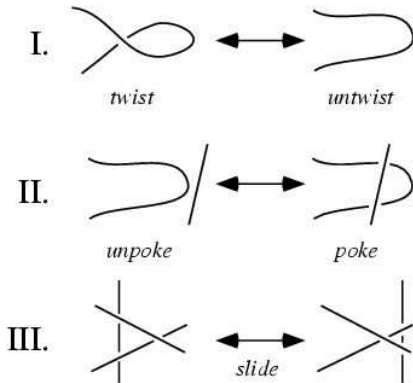
# Mathematical Knotting and Linking

## Knot and Link Presentations

- Choose a projection of the knot or link orthogonally to a plane in 3-space
- which is generic:
  - For smooth knots: the projection does not annihilate any tangent vectors, at double points the images of the tangent vectors are distinct, and there are no triple points
  - For polygonal knots, vertices project 1-1, no edge interior image intersects a vertex, edge images intersect only in the interiors at discrete points, and there are no triple points




# Mathematical Knotting and Linking



## Theorem (Reidemeister 1926)

Two knots or links are ambient isotopic if and only there is a finite sequence of elementary Reidemeister moves, shown above, taking a presentation of the first to a presentation of the second.

# Mathematical Knotting and Linking



But it's not so easy as one might hope

Indeed, determining whether an presentation represents the unknot is, in a very formal sense, a very hard problem!

# Mathematical Knotting and Linking

## Census organized by "complexity"

- The crossing number of a knot,  $Cr(K)$  is the fewest number of crossings appearing in a presentation of the knot


## The "Unknot" or Trivial Knot

- Standard representative is a round circle
- Crossing number is 0. The unknot is designated by  $0_1$  denoting the first knot in the tabulation having 0 crossing



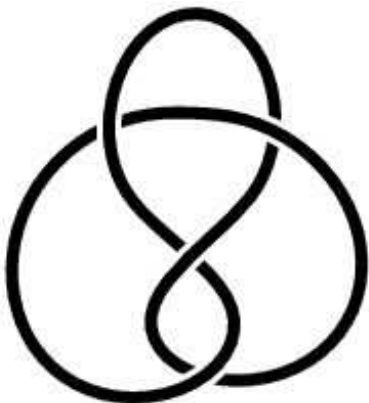
## Three crossings

- The trefoil knot,  $3_1$




## Four crossings

- The figure eight (or Listing's) knot,  $4_1$





# Mathematical Knotting and Linking



## Alternating and Non-alternating Knots

- A knot or link is alternating if it has a presentation in which one alternates between crossing under and over when traversing the knot.
- Otherwise, a knot or link is non-alternating
- The "first" non-alternating prime knots are  $8_{19}$ ,  $8_{20}$ ,  $8_{21}$ .
- Alternating knots are the most accessible to study but become proportionally rarer with increasing crossing number.


# Mathematical Knotting and Linking: Integer Invariants

- (Minimal) Crossing number,  $Cr(K)$ , is the smallest number of crossings that must occur in a presentation of the knot.

Crossings	Alternating Prime Knots	Non-Alternating Prime Knots
0	1	0
1	0	0
2	0	0
3	1	0
4	1	0
5	2	0
6	3	0
7	7	0
8	18	3
9	41	8
10	123	42
11	367	185
12	1288	888
13	4878	5110
14	19536	27436
15	85263	168030
16	379799	1008906
17	1769979	???
18	8400285	???
19	40619385	???
20	199631939	???
21	990623857	???
22	4976016485	???


# Mathematical Knotting and Linking: Integer Invariants

- Gordian or Unknotting number,  $Un(K)$ , is the smallest number of crossings that can be changed to get a presentation of the unknot, over all presentations of the knot.




# Mathematical Knotting and Linking: Integer Invariants

- The Bridge number of a knot,  $Br(K)$ , is the smallest number of maxima (or minima) over all orthogonal projections to a line in 3-space over all presentations of the knot.
- Note, if there is a projection with a single maximum, the knot is trivial.
- Many of the simplest knots are two bridge knots. What is the first one that is not? How does one know?



# Mathematical Knotting and Linking: Integer Invariants

- The Edge number of a knot,  $Ed(K)$ , is the smallest number of edges (or vertices) necessary to create a polygonal presentation of a knot.
- The Equilateral Edge number of a knot,  $EEd(K)$ , is the smallest number of edges (or vertices) necessary to create an equilateral polygonal presentation of a knot.
- The Lattice Edge number of a knot,  $LEd(K)$ , is the smallest number of edges (or vertices) necessary to have a simple cubic lattice presentation of a knot.



# Mathematical Knotting and Linking: Linking Number of an Oriented Link



Figure: +1 crossing



Figure: -1 crossing

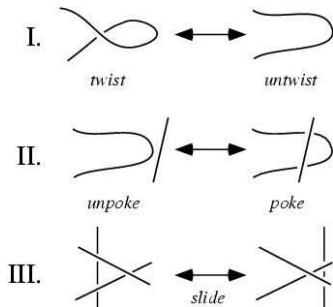
## Definition

- A knot or link is oriented if a direction is assigned to each component.
- In an oriented link, the linking number,  $Lk(L_1, L_2)$ , between two components,  $L_1$  and  $L_2$  is defined to be half the sum of  $\pm 1$ 's associated to the crossings between the two components.

# The linking number of an oriented link is a topological invariant

## Must check invariance under Reidemeister Moves

- Type I
- Type II
- Type III





# Mathematical Knotting and Linking: Integer Invariants

- The writhe of a knot or link presentation,  $Wr(L)$ , is defined to be the sum of the  $\pm 1$ 's in the diagram.
- The writhe of a minimal crossing diagram of a prime non-alternating knot is **NOT** an invariant, e.g.  $10_{161}$  and  $10_{162}$ , the Perko Pair, in old knot tables (pre 1974).
- But, if the knot is alternating, it is invariant.



# Mathematical Knotting and Linking: Polynomial Invariants of Knots



## Alexander/Conway Polynomial 1923/1969

Given an oriented link,  $\mathbf{L}$ , there is a unique element,  $\nabla(\mathbf{L})$  of  $\mathbf{Z}[t, t^{-1}]$  such that

$$\nabla(\text{Unknot}) = 1$$

and, if  $\mathbf{L}_-$ ,  $\mathbf{L}_0$ ,  $\mathbf{L}_+$  are link presentations that are identical outside the relation region where they are precisely as shown above, then


$$\nabla(\mathbf{L}_+) - \nabla(\mathbf{L}_-) - t \nabla(\mathbf{L}_0) = 0.$$

# Mathematical Knotting and Linking: Alexander Polynomial



- The classical Alexander Polynomial is related to the Alexander-Conway polynomial by
$$\Delta(\mathbf{L})(t^2) = \nabla(\mathbf{L})(t - t^{-1})$$

# The Era of Jones



## V. F. R. Jones Polynomial 1984

Given an oriented link,  $\mathbf{L}$ , there is a unique element,  $V(\mathbf{L})$  of  $\mathbf{Z}[t, t^{-1}]$  such that

$$V(\text{Unknot}) = 1$$

and, if  $\mathbf{L}_-$ ,  $\mathbf{L}_0$ ,  $\mathbf{L}_+$  are link presentations that are identical outside the relation region where they are precisely as shown above, then

$$t^{-1} V(\mathbf{L}_+) - t V(\mathbf{L}_-) + (t^{-\frac{1}{2}} - t^{\frac{1}{2}}) V(\mathbf{L}_0) = 0.$$

# The Era of Jones: Why is this important?

Compare the calculations for the trefoil knot

- $\Delta(\mathbf{3}_1)(t) = t^{-1} - 1 + t$
- $V(\mathbf{3}_1)(t) = t + t^3 - t^4$

What happens under mirror reflection?

- $\Delta(\overline{\mathbf{3}_1})(t) = t^{-1} - 1 + t$
- $V(\overline{\mathbf{3}_1})(t) = -t^{-4} + t^{-3} + t^{-1}$



# The Era of Jones: Alexander-Conway and Jones imply.....



Berkeley, Summer 1985, Vaughan Jones with James **H**oste, Adrian **O**ceanu, Kenneth **M**illett, Peter **F**reyd, W. B. Raymond **L**ickorish, and David **Y**etter (HOMFLY) absent Przytycki and Traczyk

# The Era of Jones: HOMFLY-PT Polynomial 1984

## The HOMFLY Polynomial

Given an oriented link,  $\mathbf{L}$ , there is a unique element,  $P(\mathbf{L})$  of  $\mathbf{Z}[l, l^{-1}, m, m^{-1}]$  such that

$$P(\text{Unknot}) = 1$$

and, if  $\mathbf{L}_-$ ,  $\mathbf{L}_0$ ,  $\mathbf{L}_+$  are link presentations that are identical outside the relation region where they are precisely as shown above, then

$$l P(\mathbf{L}_+) + l^{-1} P(\mathbf{L}_-) + m P(\mathbf{L}_0) = 0.$$

- $P(\mathbf{3}_1)(l, m) = -2l^2 - l^4 + l^2 m^2$

What happens under mirror reflection?

- $P(\overline{\mathbf{3}_1})(l, m) = -2l^{-2} - l^{-4} + l^{-2} m^2$

# The Era of Jones: Why is this important?

HOMFLY is an extension of both Conway-Alexander and Jones

- HOMFLY distinguishes knots that neither Conway-Alexander nor Jones can distinguish, e.g.  $11_{388}$  and  $\overline{11}_{388}$ .
- HOMFLY is unable to distinguish “mutants” as well as other small families
- Beware, there is no agreement on the choice of variables and normalization.







## Brandt-Lickorish-Millett-Ho Polynomial

Given a link,  $\mathbf{L}$ , there is a unique element,  $Q(\mathbf{L})$  of  $\mathbf{Z}[x, x^{-1}]$  such that

$$Q(\text{Unknot}) = 1$$

and, if  $\mathbf{L}_+$ ,  $\mathbf{L}_-$ ,  $\mathbf{L}_0$ ,  $\mathbf{L}_\infty$  are link presentations that are identical outside the relation region where they are precisely as shown above, then

$$Q(\mathbf{L}_+) + Q(\mathbf{L}_-) = x (Q(\mathbf{L}_0) + Q(\mathbf{L}_\infty)).$$

For any presentation of an unoriented link,  $\mathbf{L}$ , first define a Laurent polynomial,  $\Lambda(L)$ , in two variables,  $a$  and  $x$ , by

(i)

$$\Lambda(\text{Circle}) = 1;$$

(ii) If  $\mathbf{L}_-$  contains a negative type I Reidemeister move and  $\mathbf{L}$  denotes the result of its untwisting, then

$$\Lambda(\mathbf{L}_-) = a^{-1}\Lambda(\mathbf{L});$$

(iii) If  $\mathbf{L}_+$  contains a positive type I Reidemeister move and  $\mathbf{L}$  denotes the result of its untwisting, then

$$\Lambda(\mathbf{L}_+) = a\Lambda(\mathbf{L});$$

(iv)

$$\Lambda(\mathbf{L}_+) + \Lambda(\mathbf{L}_-) = x (\Lambda(\mathbf{L}_0) + \Lambda(\mathbf{L}_\infty)).$$

# The Jones Era: Kauffman Polynomial



For any oriented link,  $\mathbf{L}$ , the Laurent polynomial defined by

$$F(\mathbf{L}) = a^{-Wr(\mathbf{L})} \Lambda(\mathbf{L})$$

is an invariant of  $\mathbf{L}$  in 3-space.

- $F(\mathbf{3}_1)(a, z) = -2a^2 - a^4 + (a^3 + a^5)x + (a^2 + a^4)x^2$

What happens under mirror reflection?

- $F(\overline{\mathbf{3}_1})(a, z) = F(\mathbf{3}_1)(a^{-1}, z)$

# The Jones Era: Kauffman's Jones Polynomial

Begin with an unoriented link diagram,  $\mathbf{L}$ , for which we define a Laurent polynomial,  $\langle \mathbf{L} \rangle$ , in one variable,  $A$ , using the following rules:

(i) if  $\mathbf{O}$  denotes a planar circle,

$$\langle \mathbf{O} \rangle = 1;$$

(ii) the distant union of  $\mathbf{L}$  and  $\mathbf{O}$ , gives

$$\langle \mathbf{L} \sqcup \mathbf{O} \rangle = -(A^{-2} + A^2)\langle \mathbf{L} \rangle;$$

(iii)

The diagram shows a crossing of two strands enclosed in a dashed circle, followed by an equals sign. To the right of the equals sign are two terms: the first is a positive crossing of two strands enclosed in a dashed circle, preceded by the variable  $A$ ; the second is a negative crossing of two strands enclosed in a dashed circle, preceded by  $A^{-1}$ . The entire equation is:  $\text{crossing} = A \cdot \text{positive crossing} + A^{-1} \cdot \text{negative crossing}$

# The Jones Era: Kauffman's Jones Polynomial

One defines a new polynomial:  $X(\mathbf{L})$

$$X(\mathbf{L}) = (-A)^{-3Wr(\mathbf{L})} \langle \mathbf{L} \rangle$$

Taking the difference between the equations,

$$\begin{aligned} \langle \text{X} \rangle &= A \langle \text{Y} \rangle + A^{-1} \langle \text{Z} \rangle, \text{ and} \\ \langle \text{X} \rangle &= A^{-1} \langle \text{Y} \rangle + A \langle \text{Z} \rangle \end{aligned}$$

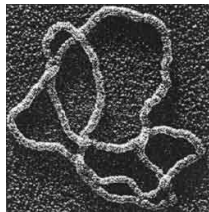
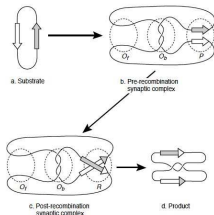

we get

$$A \langle \text{X} \rangle - A^{-1} \langle \text{X} \rangle = (A^2 - A^{-2}) \langle \text{Z} \rangle$$

Accounting for the changes in the writhe and the normalization and letting  $A = t^{\frac{1}{4}}$ , one has the Jones recursion equation.

## Molecular Biology

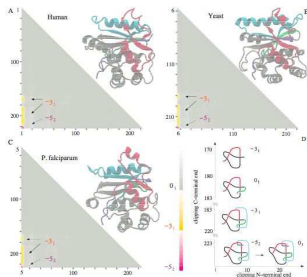
Championed by Nick Cozzarelli, **Knot Theory** has been and is still being used to study the mechanism of enzymes that act upon DNA by changing their spatial structure thereby removing or creating knots.



Nick Cozzarelli (Fall 1984)

## Molecular Biology

**Knot Theory** is also being used to study the structure of proteins in order to give insight into the relationship between structure and function. But, its a somewhat different kind of "knot theory" that is exploited.



Sulkowska, Rawdon, Millett, Stasiak, Onuchic

Conservation of complex knotting and slip knotting patterns in proteins, PNAS June 2012

## Knotting of open chains

Although for many objectives it is sufficient to consider only the knotting of closed curves, the knotting of open curves has important applications in the study of physical and biological macromolecules, in the large, and for the study of knot localization in both open and closed curves.



FIG. 7


FIG. 8

FIGS. 7 and 8.—Overhand knots.



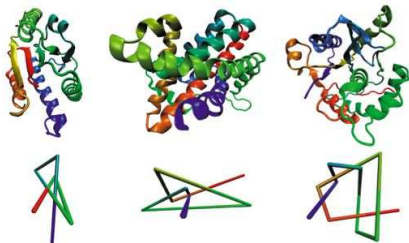
## Raymer Smith Experiment

For example, in the 2007 Raymer-Smith study of the incidence of knotting by tumbling open strands of varying lengths and flexibility, a critical challenge was the notion of knotting in open strands.



## The "reasonable person" criterion

Mansfield (1994) "Nevertheless, to paraphrase Associate Justice Potter Stewart of the U.S. Supreme Court, we may not be able to define a knot in an open path, but we know one when we see one.....Since protein contours are not closed paths, it is only in the subjective sense of a 'reasonable-person' test that we can address the existence of knots in proteins."

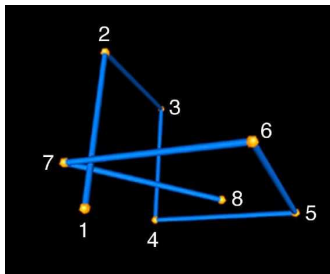


• PDB codes:      *1ns5*              *1yve*              *1xd3*

## Simplification of structure algorithms

In the study of polymers, the **primitive path analysis** has been employed since the 1970's (Edwards and others?)

Taylor's 2000 protein application kept the ends of the chain fixed and modified the interior conformation by means of permitted "triangle moves," a la Reidemeister (1926).





Millett-Dobay-Stasiak (Macromolecules 2005) example, above, shows how the result depends upon choices.

MDS propose another strategy to locate the knot.

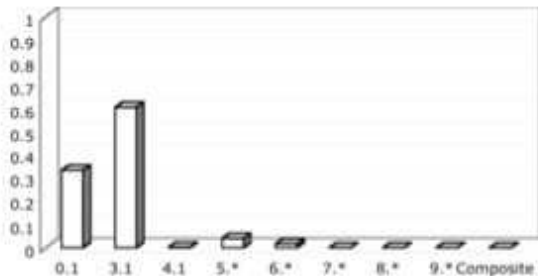
## MDS identification of knotting in open chains

MDS uses the statistics of the closure to the sphere at "infinity" to define the knot types defined for all except a set of measure 0 points on  $S^2$ .

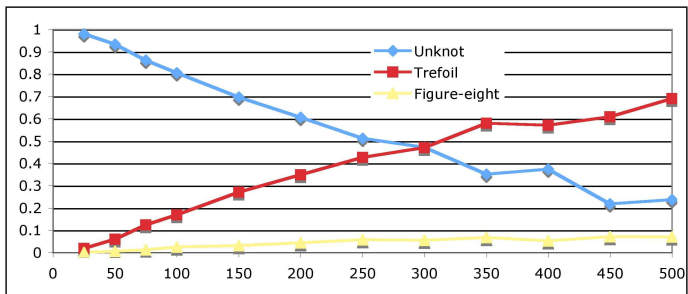


## Estimation of knotting in open chains

This leads to the knotting spectrum of a configuration.

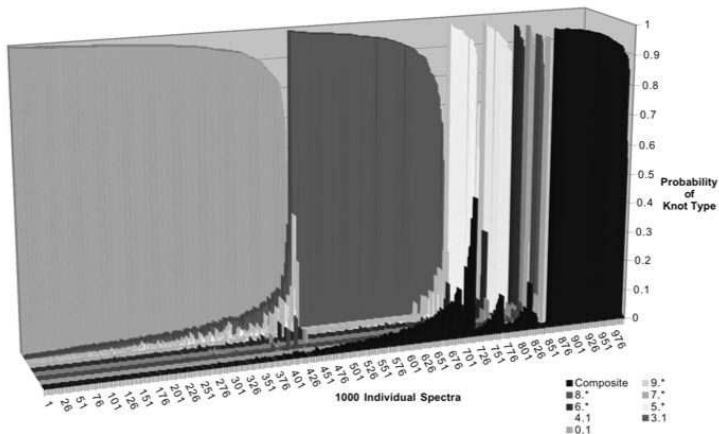


## Estimation of knots and unknots in random walks




## Random walks

What does this strategy tell us about knotting in 500 step random walks?



## Slipknots: a protein example

A slipknot is a knotted portion of a chain, an ephemeral knot, that is contained within an unknotted chain, the slipknot. Here is an example of a slipknot in alkaline phosphatase discovered by Todd Yeates (King et. al. J Mol Bio 2007).

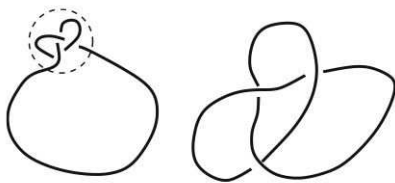




## Localization of knots in open and closed chains

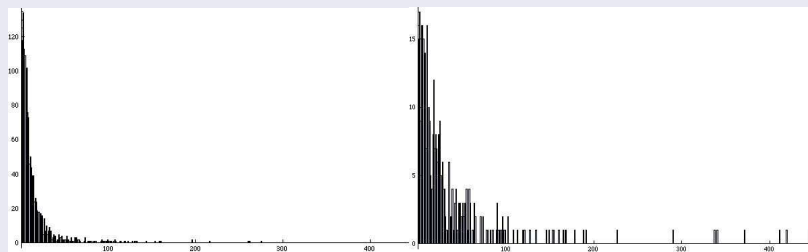
We can identify the locus of knots, ephemeral knots, and slipknots in an open or closed chains by testing segments of various lengths and starting points. This can illuminate questions concerning their size and location, for example:

- The distribution of knot lengths in polygonal knots establishes the scale of knotting: *strongly local* knotting (of bounded length), *weakly local* knotting (sub-linear growth in length), and *global* knotting (growing asymptotically in proportion to the length).

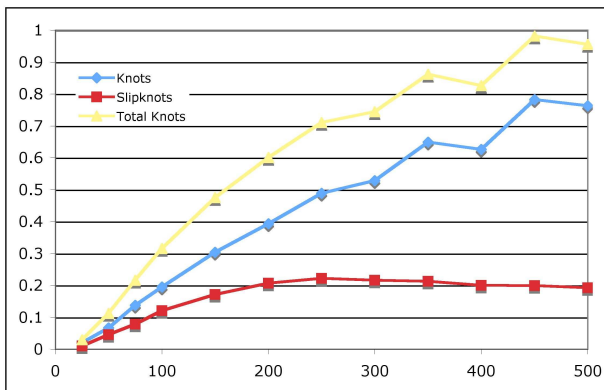


## Estimation of knotting

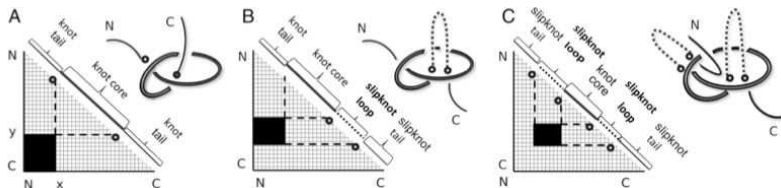
The length distributions of knots and ephemeral knots in 500 step random walks



- How important is the presence of knots and slipknots to the overall structure of a random walk or random polygon?

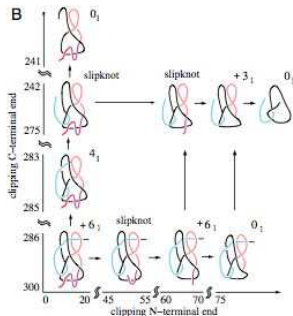
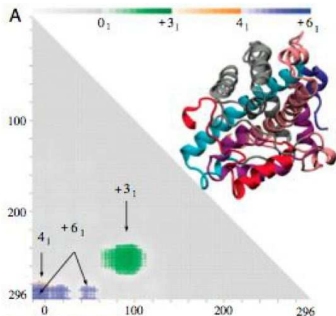


## Fingerprints of knots and slipknots in proteins



PNAS 2012 Sulkowska, Rawdon, Millett, Stasiak, and Onuchic

Dehl protein forms a Stevedore's knot,  $6_1$ , (Bolinger et al 2010) as well as slipknotted  $3_1$ ,  $4_1$  and  $6_1$



74,223 structures analyzed, 398 knotted, 222 slipknotted

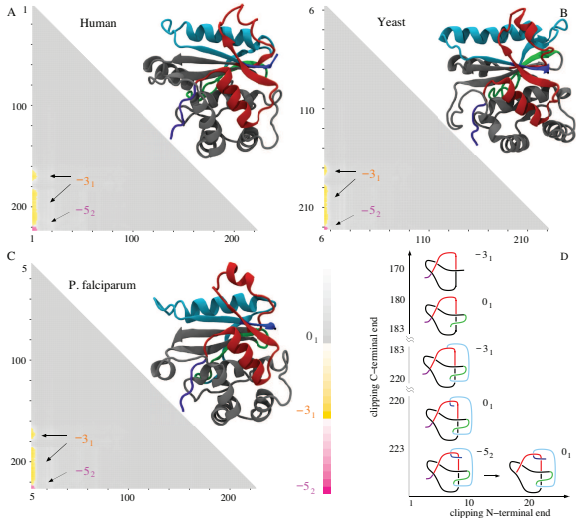
PNAS 2012 Sulowska, Rawdon, Millett, Stasiak, and Onuchic

## Complex knotting fingerprints and their conservation

Table 1. Complex knotting patterns in proteins and their conservation

Motif	Family	Protein/PDB	Source				
	$\alpha$ -haloacid dehalogenase	Dehl1/3bjx	<i>Arthrobacter sideroc asputatus</i>		BCCT	BetP/2wit* [n] PmCaiT/2wsw [n] EcCaiT/2wsx [n]	<i>Brevibacterium Proteus E. coli</i>
	ubiquitin C-terminal hydrolase	Uchl1/3irt Uchl3/1xd3 Uchl3/2wdt [n] Uchl5/3a7s* [n] Yuh1/1cmx*	Human Human <i>P. falciparum</i> Human Yeast		KARI	KARI/1tyve KARI/1yrl KARI/3fr8 [n]	Spinach <i>E. coli</i> Rice
	SNF	LeuT(Aa)/2a65	<i>Aquifex aeolicus</i>		PHY	bphP/3c2w cph1/2vea	<i>Pseudomonas Synechocystis</i>
	NCS1	Mhp1/2jlo [n]	<i>M. liquefaciens</i>		PHY	bphP/12tu bhyB2/2ool	<i>Deinococcus R. palustris</i>
	AA-permease	ApcT/3gia [n] AdiC/3111* [n] AdiC/3ncy [n]	<i>Methanocaldococcus E. coli Salmonella</i>		Cloacin	ColE7/2axc* [n] protein B/1rh1* [n]	<i>E. coli E. coli</i>
	SSF	vSGLT/3dh4 [n]	<i>Vibrio parahaemolyticus</i>		5-pyocin	ColE3/1jch [n]	<i>E. coli</i>


# Applications to the Natural Sciences



Evolutionarily distant organisms: yeast, human, and plasmodium proteins: only 30% sequence identity

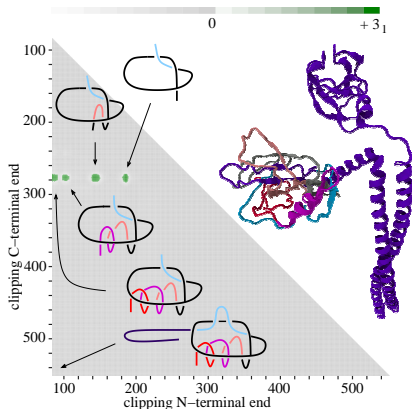
PNAS 2012 Sulowska, Rawdon, Millett, Stasiak, and Onuchic

# Applications to the Natural Sciences



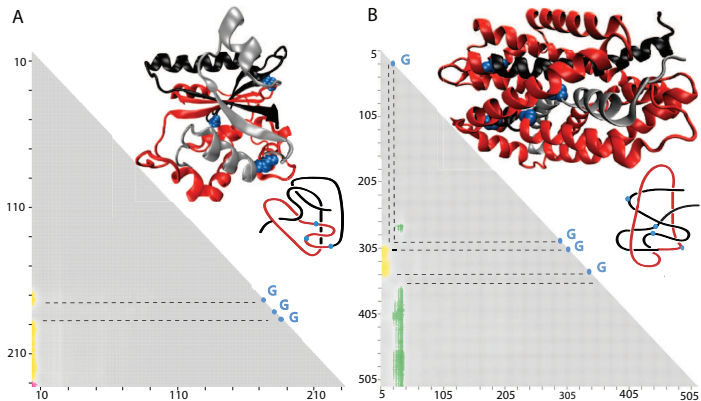
LeuT(Aa) and BetP proteins conserve structure despite large sequence divergence






## Colicin E3 structure, motif ( $S3_13_13_13_1$ ) reveals structural complexity upon polypeptide chain clipping

PNAS 2012 Sulkowska, Rawdon, Millett, Stasiak, and Onuchic



## Yuh1 and LeuT illustrate observed strong conservation of glycines at knotting passage locations

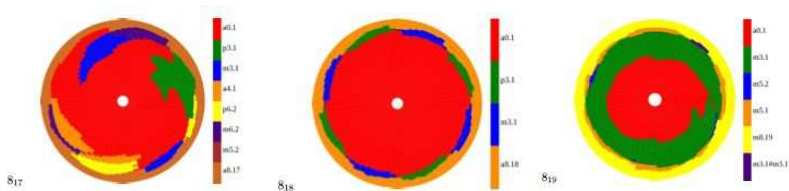
PNAS 2012 Sulowska, Rawdon, Millett, Stasiak, and Onuchic



## Structure of an ideal trefoil

Joint work with Heinrich, Hyde, Rawdon, and Stasiak

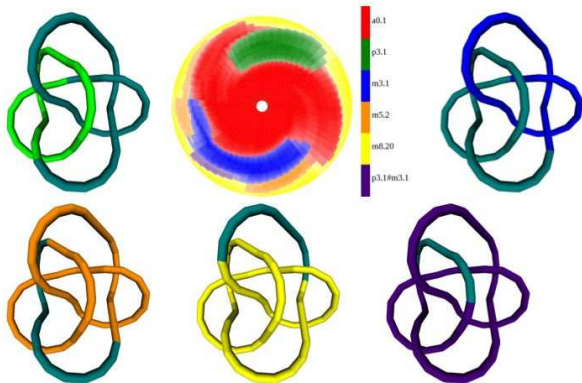
# Localization structure of knots in ideal knots



## Structure of an ideal $8_{17}$ , $8_{18}$ , and $8_{19}$

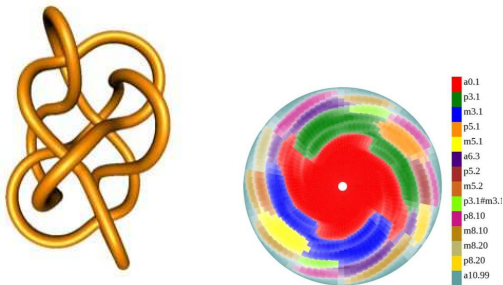
Joint work with Heinrich, Hyde, Rawdon, and Stasiak

# Localization structure of knots in ideal knots



## Structure of an ideal $8_{20}$

Joint work with Heinrich, Hyde, Rawdon, and Stasiak



## Structure of an ideal $10_{99}$

Joint work with Heinrich, Hyde, Rawdon, and Stasiak

Thank you for your attention



**Happy Knotting in Santa Barbara**