



Bounds on  $M_W$ ,  $M_t$ ,  $\sin^2\theta_{\text{eff}}^{\text{lept}}$

(A. Ferroglia, G. Ossola, A.S., hep-ph/0401196)

General consensus: the SM gives a very good description of a multitude of phenomena from atomic energies to  $\approx 100$  GeV, about 10 orders of magnitude!

On the other hand, a fundamental pillar of the theory, the Higgs boson, has not been found and some observables put sharp constraints on its mass.

For instance, as pointed out about 2 years ago: using the 2002 average value

$(M_W)_{\text{exp}} = 80.451 \pm 0.033$  GeV, in conjunction with

$(M_t)_{\text{exp}} = 174.3 \pm 5.1$  GeV,  $\Delta\alpha_n^{(5)} = 0.02761 \pm 0.00036$ ,

2

$\alpha_s(M_Z) = 0.118 \pm 0.002$  led to the prediction

$$M_H = 23^{+49}_{-23} \text{ GeV} \quad ; \quad M_H^{95} = 122 \text{ GeV}.$$

To be compared with the 95% C.L. lower bound

$$(M_H)_{L.B.} = 114.4 \text{ GeV} \text{ from direct searches!}$$

(Ferroglia, Osola, Passera, A.S. 2002).

Since then, the situation has changed signi-

ficantly: with the new ave.  $(M_W)_{\text{exp}} = 80.426 \pm 0.034 \text{ GeV}$ ,

$$\rightarrow M_H = 45^{+69}_{-36} \text{ GeV}, \quad M_H^{95} = 184 \text{ GeV},$$

less restrictive. Further relaxed if combined

with  $(s_{\text{eff}}^2)_{\text{exp}} = 0.23150 \pm 0.00016$

$$\rightarrow M_H = 112^{+69}_{-45} \text{ GeV}, \quad M_H^{95} = 243 \text{ GeV},$$

not far from the values derived from the global fit:

$$M_H = 96^{+60}_{-38} \text{ GeV}, \quad M_H^{95} = 219 \text{ GeV}.$$

3

The fact remains, however, that the central value of  $M_H$  derived from  $(M_W)_{\text{exp}}$  is well below  $(M_H)_{\text{LB.}}$ !

In fact, it can be argued that the  $M_W$  measurement is particularly significant for three reasons: i) it places sharp restrictions on  $M_H$  ii) the LEP2 and collider measurements are in excellent agreement and iii) the two-loop evaluation of the relevant electroweak correction,  $\Delta r$ , has been recently completed (Awramik and Czakon; Omshchenko and Veretin).

4

The clash between the predicted  $M_H$  derived from  $(M_W)_{\text{exp}}$  and  $(M_t)_{\text{exp}}$  with  $(M_H)_{\text{L.B.}}$  suggests that it is possible to obtain sharp bounds on  $M_W$ ,  $M_t$  by comparing the experimental results at various C.L. with the SM theoretical function  $M_W = M_W(M_H, M_t)$ , taking into account  $(M_H)_{\text{L.B.}}$ .

Specifically, we ask the question: given the present experimental values of  $M_W$  and  $M_t$ , and assuming the validity of the SM, what are the allowed values for these parameters at various C.L., irrespective of other observables, when  $(M_H)_{\text{L.B.}}$  is taken into account?

$(M_H)_{\text{L.B.}}$  restricts the available parameter space and this leads to bounds on  $M_W$ ,  $M_t$  that are

5  
 significantly sharper than those derived from the experimental measurements. They are also sharper than analogous bounds derived in global analyses.

This conforms with the idea that, aside from the global analyses, it is also important to separately confront the theory with the observables that are most sensitive to  $M_H$ . The point is that striking discrepancies and inconsistencies may be blurred in the global analysis. (Degrassi et al., Chanowitz, Marciano, A.S. ...)

A recent analysis with A. Ferroglia and G. Ossola confronts separately the theory with the couples  $(M_W, M_t)_{\text{exp}}$  and  $(s_{\text{eff}}^2, M_t)_{\text{exp}}$ .

$M_W$  and  $M_t$

Fig. 1 shows the 68%, 80%, 90%, 95% C.L. contours derived from  $(M_W)_{\text{exp}} = 80.426 \pm 0.034 \text{ GeV}$  and  $(M_t)_{\text{exp}} = 174.3 \pm 5.1 \text{ GeV}$ , together with the SM theoretical curves  $M_W(M_H, M_t)$  for  $M_H = 114.4$  (dashed B.C.), 139, 180, 224 GeV and  $\Delta\alpha_h^{(5)} = 0.02761$ . To simplify the analysis we take the restriction  $M_H \geq 114.4 \text{ GeV}$  to be a sharp cutoff. At a given C.L. the allowed region lies within the corresponding ellipse and below the dashed curve, which we call the boundary curve (B.C.)

The theoretical curves employ the simple formula

$$M_W = M_W^0 - d_1 A_1 - d_5 A_1^2 - d_2 A_2 + d_3 A_3 - d_4 A_4$$

$$A_1 = \ln(M_H/100), \quad A_2 = (\Delta\alpha_h^{(5)}/0.02761) - 1,$$

$$A_3 = (M_t/174.3)^2 - 1, \quad A_4 = (\alpha_s(M_Z)/0.118) - 1$$



By adjusting  $M_W^0$  and  $d_i$ , this formula reproduces accurately in the range  $20 \text{ GeV} \leq M_H \leq 300 \text{ GeV}$  the results of calculations carried out in different renormalization schemes: on-shell (OS),  $\overline{\text{MS}}$ , and effective (EFF). (Ferroglia, Ossola, Passera, A.S., PRD 65, 113002, 2002). These calculations include two-loop effects enhanced by  $(M_t^2/M_W^2)^n$  ( $n=1,2$ ).

The EFF scheme is a recently proposed framework in which  $s_{\text{eff}}^2 \equiv \sin^2\theta_{\text{eff}}^{\text{left}}$  plays the role of the basic electroweak mixing parameter. It shares the good convergence properties of the  $\overline{\text{MS}}$  scheme, but eliminates the residual scale dependence of the  $\overline{\text{MS}}$  framework in finite orders of PT. (Ferroglia, Ossola, A.S. (2001); A.S. (2003)).

8

The B.C. barely misses intersecting the 68% C.L. ellipse. To good approximation: the maximum and minimum  $M_W$  and  $M_t$  in a given allowed region are given by the intersections of the B.C. with the corresponding ellipse. Table 1 shows the allowed  $M_W$  and  $M_t$  ranges at 80%, 90%, 95% C.L. determined from the intersections with the B.C.. They are significantly reduced. For example, the allowed intervals in the 80% C.L. domain are  $\Delta M_W = 36 \text{ MeV}$ ,  $\Delta M_t = 5.7 \text{ GeV}$ , to be compared with 87 MeV and 13 GeV from the experimental values, a reduction by factors 2.4 and 2.3, respectively. In Fig. 1, the maximum allowed  $M_H$  values in the 80%, 90%, 95% C.L. domains are  $M_H \approx 139, 180, 224 \text{ GeV}$ .



9

In the above,  $\Delta\alpha_h^{(5)}$  was fixed at 0.02761.

If varied according to  $\Delta\alpha_h^{(5)} = 0.02761 \pm 0.00036$

(Burkhardt and Pietrzyk (2001)), the analysis is more involved, but we find that the  $M_W$ ,  $M_t$  ranges in Table 1 are at most affected by minor shifts.

Table 2 presents the  $M_W$ ,  $M_t$  ranges using the "theory driven" determination  $\Delta\alpha_h^{(5)} = 0.02747 \pm 0.00012$  (Troconiz and Yndurain (2002)). In this case, using the EEF scheme calculation, we find a very narrow window of compatibility with the 68% C.L. domain.

The allowed ranges are  $\Delta M_W = 12 \text{ MeV}$ ,  $\Delta M_t = 2 \text{ GeV}$ , reduced by factors 5.7 and 5.1 relative to the intervals derived from  $(M_W)_{\text{exp}}$ ,  $(M_t)_{\text{exp}}$ . For the 80%, 90%, 95% C.L. domains, the allowed  $M_W$ ,  $M_t$  intervals are very similar to those in Table 1.

10

Tables 3 and 4 repeat the analysis using the SM theoretical formulae in hep-ph/0311148 (Awramik, Czakon, Freitas and Weiglein). They are based on a complete two-loop calculation of  $\Delta r$  in the OS scheme (Awramik, Czakon; Onishchenko, Veretin). The 68% CL domain is again not compatible with the SM curves subject to the  $(M_H)_{\text{L.B.}}$  restriction (now for both  $\Delta d_h^{(5)}$  determinations). In the 80%, 90%, 95% C.L. domains, the allowed  $M_W$ ,  $M_t$  values are similar but somewhat more restrictive. In particular, the minimum  $M_W$  values are nearly the same, but the maximum ones are from 10 to 7 MeV smaller. As an example, the allowed 80% C.L. intervals for  $\Delta d_h^{(5)} = 0.02761$  are  $\Delta M_W = 24 \text{ MeV}$ ,  $\Delta M_t = 4 \text{ GeV}$ , reduced by factors 3.6 and 3.3 relative to those derived from  $(M_W)_{\text{exp}}$ ,  $(M_t)_{\text{exp}}$ .

⇓

Table 5 shows the mid-points of the allowed  $M_W$  and  $M_t$  ranges in Table 2 (EFF Scheme with  $\Delta\alpha_h^{(5)} = 0.02747$ ) with variations that cover the full intervals. To very good approximation, the mid-points  $(80.402, 177.7)$  GeV are independent of the C.L. and are shifted from  $(M_W)_{\text{exp}}^c$  and  $(M_t)_{\text{exp}}^c$  by  $-0.71\sigma_{M_W}$  and  $+0.67\sigma_{M_t}$ . The mid-points in Tables 1, 3, 4 are also independent of the C.L. and given by  $(80.401, 177.9)$  GeV,  $(80.397, 178.3)$  GeV,  $(80.398, 178.1)$  GeV. The largest shifts occur for Table 3 (Awramik,  $\Delta\alpha_h^{(5)} = 0.02761$ ) and are  $-0.85\sigma_{M_W}$  and  $+0.78\sigma_{M_t}$ .

The theoretical formulae are subject to errors associated with the truncation of PT and the QCD corrections.

12

What is the effect of such errors on the determination of the allowed ranges?

Illustration: Using the estimated theoretical errors of Ferroglia et al. (2002), we find that the 90% C.L. ranges in Table 1 ( $\Delta\alpha_h^S = 0.02761$ ) become  $\Delta M_W = 60 \pm 5 \text{ MeV}$  and  $\Delta M_t = 9.5_{-0.9}^{+0.8} \text{ GeV}$ . Using the estimated theoretical errors of Auromic et al (2003), we find that the 90% C.L. intervals in Table 3 (also  $\Delta\alpha_h^S = 0.02761$ ) become  $\Delta M_W = 5_{-4}^{+3} \text{ MeV}$  and  $\Delta M_t = 8.8_{-0.8}^{+0.6} \text{ GeV}$ . Thus, in this 90% C.L. illustration, the effect of the theoretical errors is to change the size of the allowed intervals by  $< 10\%$ . Note that these modifications are significantly smaller than the experimental errors  $\sigma_{M_W} = 15 \text{ MeV}$ ,  $\sigma_{M_t} = 2 \text{ GeV}$  expected at TEV-LHC.

$$\overset{13}{\sin^2\theta_{\text{eff}}^{\text{lep}}} \text{ and } M_t$$

On the experimental side we consider two possibilities: the world average

$$s_{\text{eff}}^2 \equiv \sin^2\theta_{\text{eff}}^{\text{lep}} = 0.23150 \pm 0.00016 \text{ and the ave.}$$

from leptonic observables:  $(s_{\text{eff}}^2)_l = 0.23113 \pm 0.00021$ .

Difference reflects the well-known dichotomy between the leptonic and hadronic determinations.

On the theoretical side, we employ the relevant electroweak correction  $\Delta\Gamma_{\text{eff}}$  (A.S. (2000); B.A. Kniehl and A.S. (2000); A. Ferroglia, G. Ossola and A.S. (2001)).

Unlike  $\Delta\sigma$ , it has not been fully evaluated at the two-loop level. We use the simple formula

$$s_{\text{eff}}^2 = (s_{\text{eff}}^2)^0 + c_1 A_1 + c_5 A_1^2 + c_2 A_2 - c_3 A_3 + c_4 A_4$$

with the constants corresponding to the EEF scheme.

(Ferroglia et al., PRD 65, 113002, (2002)).

14

Fig. 2 shows the 68%, 80%, 90%, 95% C.L. domains derived from  $(s_{\text{eff}}^2)_{\text{exp}} = 0.23150 \pm 0.00016$  and  $(M_t)_{\text{exp}}$  and the SM theoretical curves  $s_{\text{eff}}^2(M_H, M_t)$  for  $M_H = 114.4$  (B.C.), 193, 218, 253, 289 GeV and  $\Delta\alpha_h^{(5)} = 0.02761$ . At a given C.L., the allowed region lies within the corresponding ellipse and above the B.C.. Since the center of the ellipses lies in the allowed regions, the reduction in parameter space is much smaller than in the  $(M_W, M_t)$  case. In particular, the maximum  $s_{\text{eff}}^2$  and  $M_t$  values are not affected by  $(M_H)_{\text{L.B.}}$  and the minimum values are increased by relatively small amounts.

Fig. 3 shows the situation in the case of the leptonic ave.  $(s_{\text{eff}}^2)_e = 0.23113 \pm 0.00021$ .

15  
✓

The 68% C.L. domain is clearly forbidden.

The effect of varying  $\Delta\alpha_h^{(5)}$  according to  $(\Delta\alpha_h^{(5)})^c \pm \sigma_{\Delta\alpha}$  is more pronounced than in the  $(M_W, M_t)$  case and, accordingly, the allowed intervals are derived from a  $\chi^2$  analysis. They are shown in Tables 6 and 7 for  $\Delta\alpha_h^5 = 0.02761 \pm 0.00036$  and  $\Delta\alpha_h^{(5)} = 0.02747 \pm 0.00012$ . The allowed 80% C.L. intervals in Table 6 are  $(\Delta S_{\text{eff}}^2)_2 = 0.00020$  and  $\Delta M_t = 5.2 \text{ GeV}$  which are reduced by factors 2.7 and 2.5 relative to the 80% C.L. ranges from the experimental values. To good approximation, the mid-points of the allowed intervals are again independent of the C.L. and given by  $(0.23129; 177.3 \text{ GeV})$  and  $(0.23129; 177.4 \text{ GeV})$  in Tab. 6, 7.

16  
✓

For a later application we also consider the mid-points of the intervals defined by the intersections of the B.C. with the C.L. ellipses.

They are  $(0.23133; 178.1 \text{ GeV})$  for  $\Delta d_n^{(5)} = 0.02761$   
and  $(0.23130; 177.5 \text{ GeV})$  for  $\Delta d_n^{(5)} = 0.02747$ .

The shifts of these B.C. mid-points from the current experimental central values are

$(+0.95 \sigma_{s_{\text{eff}}}^2; +0.75 \sigma_{M_t})$  and  $(+0.81 \sigma_{s_{\text{eff}}}^2; +0.63 \sigma_{M_t})$ .

Using the theoretical errors discussed by

Ferroglia et al. (2002), we find that the 90% C.L.

intervals in Table 7 ( $\Delta d_n^{(5)} = 0.02747$ ) become

$$(\Delta s_{\text{eff}}^2)_l = 0.00033 \pm 0.00005 \text{ and } \Delta M_t = (10.5_{-1.9}^{+1.0}) \text{ GeV.}$$

Thus, in this example the effect of the theoretical

errors is more pronounced than in the  $(M_W, M_t)$  case

and amount to  $\lesssim 15\%$  in  $(\Delta s_{\text{eff}}^2)_l$  and  $\lesssim 18\%$  in  $\Delta M_t$ .



17

BENCHMARK SCENARIO

The allowed  $M_W$ ,  $M_t$ ,  $s_{\text{eff}}^2$  domains may be regarded as theoretically favored in the SM framework when  $(M_H)_{\text{L.B.}}$  is taken into account, irrespective of other observables. If the SM is correct,  $(M_W)_{\text{exp}}^c$ ,  $(M_t)_{\text{exp}}^c$ , and  $(s_{\text{eff},l}^2)_{\text{exp}}^c$  should approach the allowed regions as errors decrease. The precise end-point of this trajectory is, of course, not known.

On the other hand, the mid-points of the allowed regions provide natural representative examples. The fact that they are independent of the C.L. makes them particularly attractive benchmarks.

We therefore consider, as an illustration of plausible future developments, a hypothetical scenario in which the experimental central points move to the

18

mid-points of the current allowed regions. This requires a shift of  $-0.71$  to  $-0.85 \sigma_{M_W}$  in  $(M_W)_{\text{exp}}^c$  and  $+0.67$  to  $0.78 \sigma_{M_t}$  in  $(M_t)_{\text{exp}}^c$ . A similar shift in  $(M_W)_{\text{exp}}^c$  occurred recently:  $80.451 \rightarrow 80.426 \text{ GeV}$  ( $-0.76 \sigma_{M_W}$ ). Also, the most precise  $M_W$  measurement, the LEP2 value  $80.412 \pm 0.042 \text{ GeV}$ , is closer than the ave. to the mid-points. Finally, a preliminary value  $M_t = 180.1 \pm 5.4 \text{ GeV}$  from the  $D\phi$  collaboration suggests that  $(M_t)_{\text{exp}}^c$  may increase.

Assuming that H remains undiscovered, what would be the  $M_H$  prediction in such hypothetical scenario?

Assume  $\sigma_{M_W} = 15 \text{ MeV}$  and  $\sigma_{M_t} = 2 \text{ GeV}$ , projected for TEV-LHC,  $\Delta\alpha_s^{(5)} = 0.02761 \pm 0.00036$ . We find:

$$M_H = 114_{-35}^{+46} \text{ GeV} ; M_H^{95} = 195 \text{ GeV} \text{ (Ferroglia et al.)}$$

$$M_H = 114_{-37}^{+47} \text{ GeV} ; M_H^{95} = 198 \text{ GeV} \text{ (Auramic et al.)}$$

19

Including the effect of  $(M_H)_{L.B.}$ ,

$$M_H^{95} \rightarrow 214 \text{ GeV (Ferrogli...)}; M_H^{95} \rightarrow 218 \text{ GeV (Awramic...)}$$

Similarly, we consider a hypothetical scenario in which the experimental central values of  $s_{\text{eff};(l)}^2$  and  $M_t$  move to the mid-points  $(0.23133; 178.1 \text{ GeV})$ .

We assume again  $\sigma_{M_t} = 2 \text{ GeV}$ ,  $\Delta\alpha_h^{(5)} = 0.02761 \pm 0.00036$ , and  $\sigma_{s_{\text{eff};(l)}^2} = 0.00001$ , as projected for Jiga Z.

These inputs lead to

$$M_H = 115_{-29}^{+37} \text{ GeV}; M_H^{95} = 180 \text{ GeV.}$$

Including the  $(M_H)_{L.B.}$  effect,  $M_H^{95} \rightarrow 196 \text{ GeV}$ .

The central values  $M_H = 114, 115 \text{ GeV}$  in these 3 predictions reflect the fact that the mid-points are very close to the  $M_H = 114.4 \text{ GeV B.C.}$

LO

It is interesting to compare these predictions with those we would obtain if the present central values of  $M_W$ ,  $M_t$ , and  $s_{\text{eff}}^2(l)$  remain unaltered, while the errors shrink to  $\sigma_{M_W} = 15 \text{ MeV}$ ,

$$\sigma_{M_t} = 2 \text{ GeV}, \quad \sigma_{s_{\text{eff}}^2(l)} = 0.00001.$$

These inputs would lead to

$$M_H = 45_{-18}^{+25} \text{ GeV}; \quad M_H^{95} = 90 \text{ GeV} \text{ (Ferrogli et al.)}$$

$$M_H = 36_{-17}^{+23} \text{ GeV}; \quad M_H^{95} = 79 \text{ GeV} \text{ (Awramik et al.)}$$

$$M_H = 59_{-16}^{+21} \text{ GeV}; \quad M_H^{95} = 96 \text{ GeV}$$

Clearly, these estimates would be in sharp disagreement with  $(M_H)_{\text{L.B.}}$ !

21

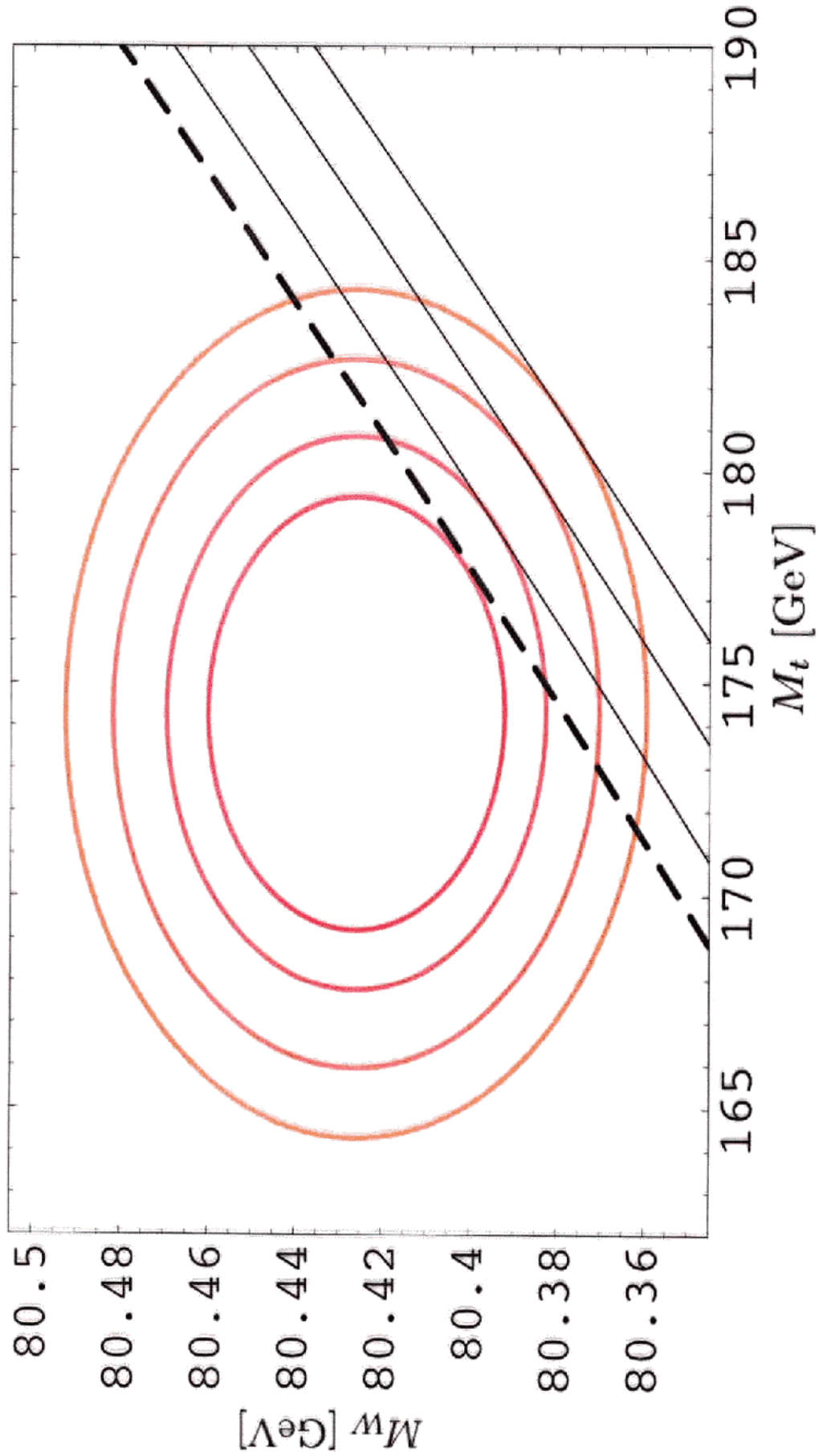
CONCLUSIONS

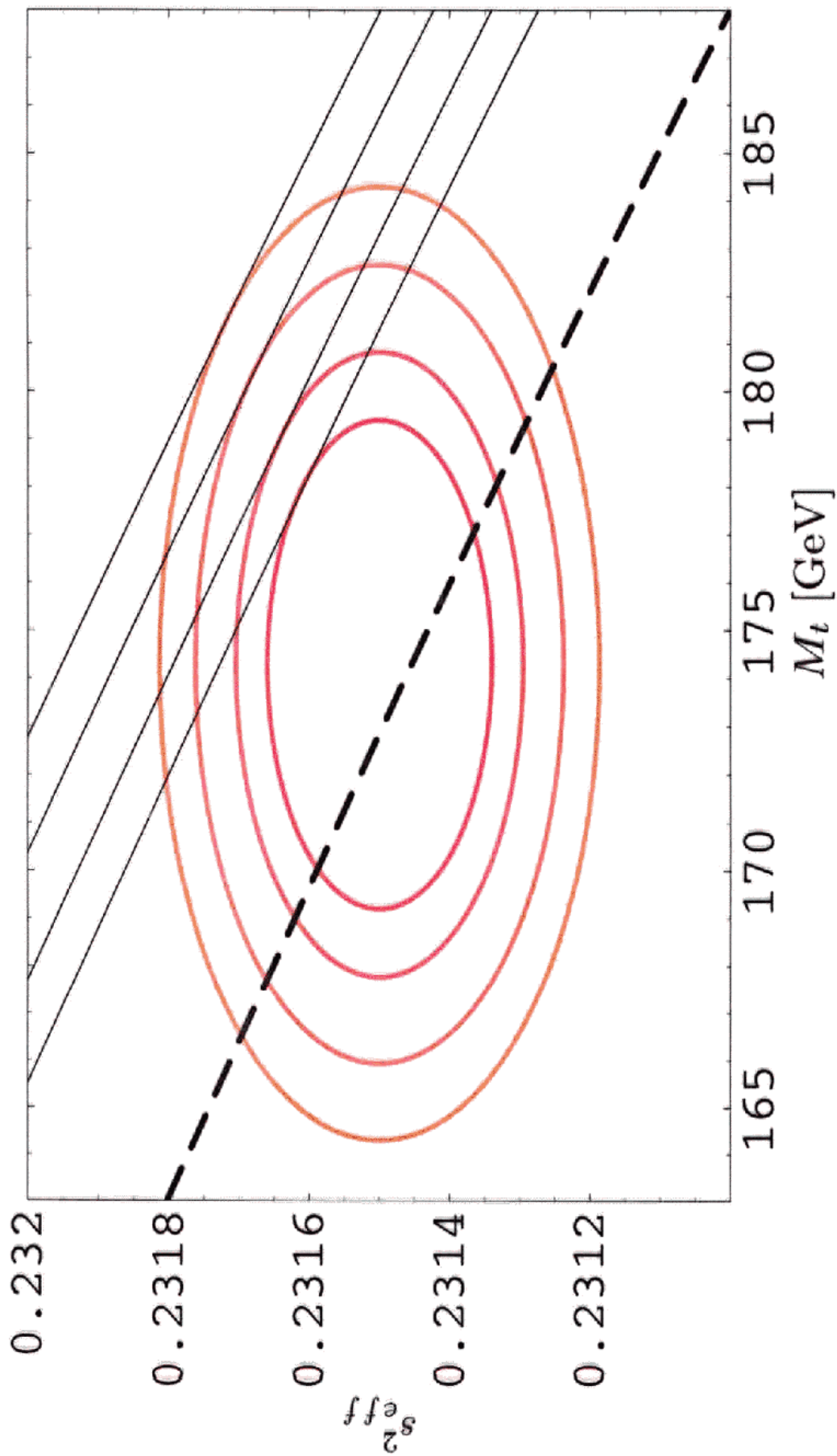
- i) Assuming that the SM is correct and taking into account the  $(M_H)_{\text{L.B.}}$ , comparison of the current experimental values of  $M_W$ ,  $M_t$ , and  $(S_{\text{eff}}^2)_{\text{(e)}}$  with the theory at various C.L. leads to sharp bounds on these parameters, irrespective of other observables.
- ii) Compatibility with the 68% C.L. regions only occurs in one of the alternatives we have considered, and is marginal. In the experimental 80% C.L. domain, the current allowed ranges vary from  $(M_W = 80.402 \pm 0.020; M_t = 177.7 \pm 3.1) \text{ GeV}$  to  $(M_W = 80.397 \pm 0.012; M_t = 178.3 \pm 2.0) \text{ GeV}$ , depending on  $\Delta d_h^{(S)}$  and on the theoretical expressions.
- In the  $((S_{\text{eff}}^2)_{\text{(e)}}, M_t)$  analysis, the 80% C.L. allowed intervals are  $((S_{\text{eff}}^2)_{\text{(e)}} = 0.23129 \pm 0.00010; M_t = 177.3 \pm 2.6 \text{ GeV})$ .

22

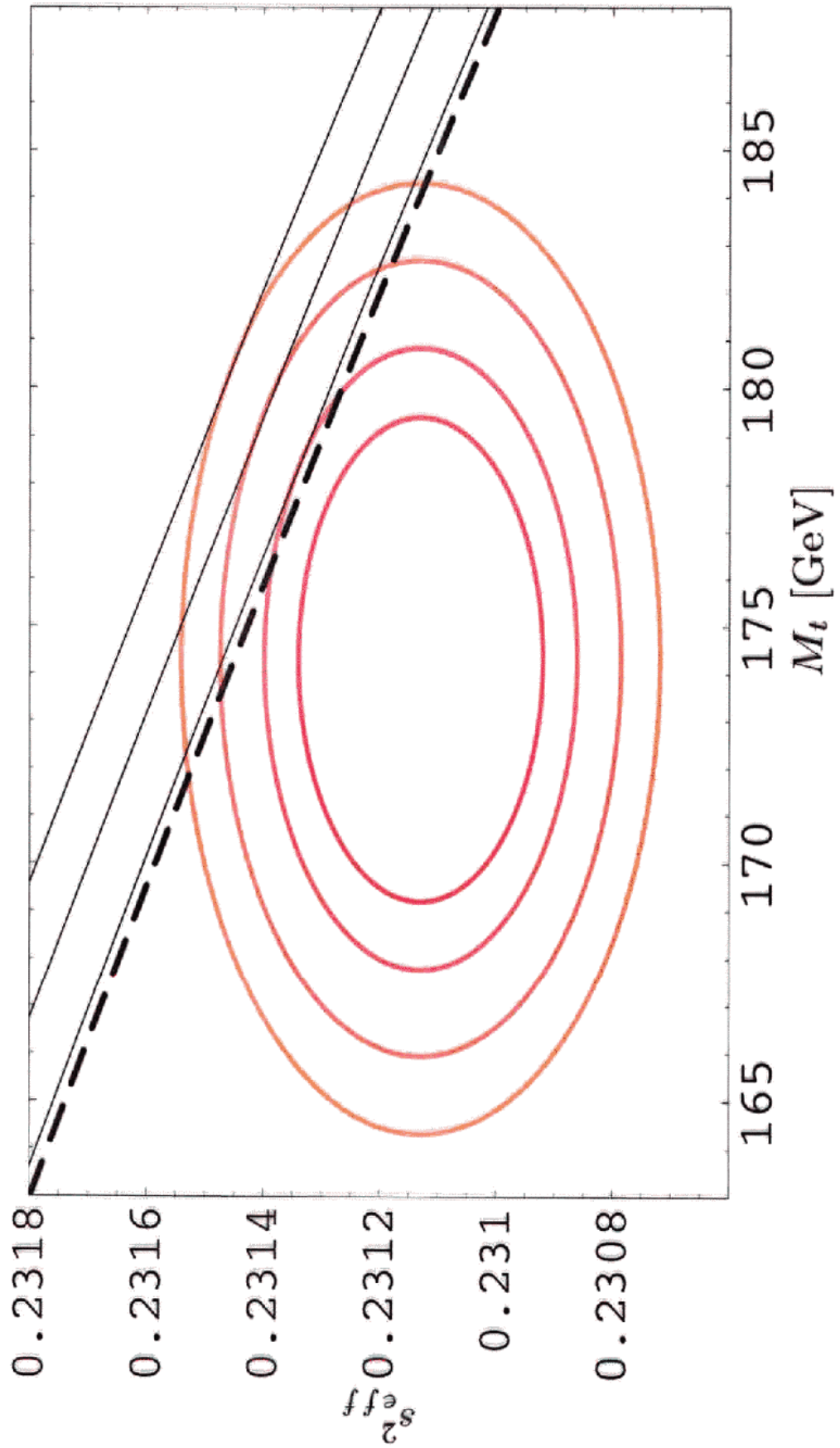
iii) As an illustration of plausible future evolution of the experimental results under the assumption that the SM is correct, we have considered a hypothetical benchmark scenario, involving shifts  $\lesssim 1\sigma$  in the central values of  $M_W$ ,  $M_t$ ,  $(S_{\text{eff}}^2)_{\text{le}}$ .

iv) As the accuracy increases, it will be very interesting to see whether the central values approach the allowed regions preferred by the SM, remain where they are, or move in the opposite direction. In the last two cases a sharp disagreement with the SM would emerge, thus providing strong evidence for new physics!









| EFF scheme<br>$\Delta\alpha_h^{(5)} = 0.02761$ | range<br>$M_W$ [GeV] | range<br>$M_t$ [GeV] |
|--|----------------------|----------------------|
| 80% C.L.                                       | 80.383 – 80.419      | 175.0 – 180.7        |
| 90% C.L.                                       | 80.371 – 80.431      | 173.1 – 182.6        |
| 95% C.L.                                       | 80.362 – 80.441      | 171.6 – 184.1        |

Table 1: Comparison of the experimental values  $(M_W)_{exp} = 80.426 \pm 0.034$  GeV and  $(M_t)_{exp} = 174.3 \pm 5.1$  GeV, at various C.L., with SM theoretical expressions based on Ref. [1] and  $\Delta\alpha_h^{(5)} = 0.02761$ . The Table shows the ranges for  $M_W$  and  $M_t$  that, according to the SM, are compatible with the restriction  $M_H \geq 114.4$  GeV. In order to belong to the allowed regions, pairs of  $M_W$  and  $M_t$  values from these intervals should be chosen so that they lie within the corresponding C.L. domains. Within each C.L. domain, the  $M_W$ ,  $M_t$  ranges decrease as  $M_H$  increases from 114.4 GeV.

| EFF scheme<br>$\Delta\alpha_h^{(5)} = 0.02747$ | range<br>$M_W$ [GeV] | range<br>$M_t$ [GeV] |
|--|----------------------|----------------------|
| 68% C.L.                                       | 80.396 – 80.408      | 176.7 – 178.7        |
| 80% C.L.                                       | 80.383 – 80.422      | 174.6 – 180.8        |
| 90% C.L.                                       | 80.371 – 80.434      | 172.7 – 182.6        |
| 95% C.L.                                       | 80.362 – 80.443      | 171.3 – 184.0        |

Table 2: Same as in Table 1, for  $\Delta\alpha_h^{(5)} = 0.02747$ .

| Awramik et al. [5]<br>$\Delta\alpha_h^{(5)} = 0.02761$ | range<br>$M_W$ [GeV] | range<br>$M_t$ [GeV] |
|--|----------------------|----------------------|
| 80% C.L.   | 80.385 – 80.409      | 176.3 – 180.3        |
| 90% C.L.   | 80.370 – 80.423      | 173.9 – 182.7        |
| 95% C.L.   | 80.361 – 80.433      | 172.3 – 184.2        |

Table 3: Same as in Table 1, with SM theoretical expressions from Ref.[5].

| Awramik et al. [5]<br>$\Delta\alpha_h^{(5)} = 0.02747$ | range<br>$M_W$ [GeV] | range<br>$M_t$ [GeV] |
|--|----------------------|----------------------|
| 80% C.L.   | 80.384 – 80.413      | 175.7 – 180.5        |
| 90% C.L.   | 80.371 – 80.426      | 173.6 – 182.7        |
| 95% C.L.   | 80.361 – 80.435      | 172.0 – 184.2        |

Table 4: Same as in Table 3, for  $\Delta\alpha_h^{(5)} = 0.02747$ .

| C.L.     | $(M_W)_{\text{exp}}$<br>[GeV] | Allowed $M_W$<br>[GeV] | Allowed $M_t$<br>[GeV] | $(M_t)_{\text{exp}}$<br>[GeV] |
|----------|-------------------------------|------------------------|------------------------|-------------------------------|
| 68% C.L. | $80.426 \pm 0.034$            | $80.402 \pm 0.006$     | $177.7 \pm 1.0$        | $174.3 \pm 5.1$               |
| 80% C.L. | $80.426 \pm 0.044$            | $80.402 \pm 0.020$     | $177.7 \pm 3.1$        | $174.3 \pm 6.5$               |
| 90% C.L. | $80.426 \pm 0.056$            | $80.402 \pm 0.032$     | $177.7 \pm 5.0$        | $174.3 \pm 8.4$               |
| 95% C.L. | $80.426 \pm 0.067$            | $80.402 \pm 0.041$     | $177.7 \pm 6.4$        | $174.3 \pm 10.0$              |

Table 5: Allowed  $M_W$ ,  $M_t$  ranges from Table 2, expressed as mid-points and variations covering the corresponding intervals. They are compared with the ranges extracted from the experimental values.

| EFF scheme<br>$\Delta\alpha_h^{(5)} = 0.02761$ | range<br>$\sin^2 \theta_{eff}^{lept}$ | range<br>$M_t$ [GeV] |
|--|---------------------------------------|----------------------|
| 80% C.L.                                       | 0.23119 - 0.23139                     | 174.7 - 179.9        |
| 90% C.L.                                       | 0.23111 - 0.23147                     | 172.1 - 182.6        |
| 95% C.L.                                       | 0.23105 - 0.23153                     | 170.4 - 184.3        |

Table 6: Comparison of the experimental values  $(s_{eff}^2)_l = 0.23113 \pm 0.00021$  and  $M_t = 174.3 \pm 5.1$  GeV at various C.L. with SM theoretical expressions from Ref. [1] and  $\Delta\alpha_h^{(5)} = 0.02761 \pm 0.00036$ . The Table shows the ranges for  $s_{eff}^2$  and  $M_t$  that, according to the SM, are compatible with the restriction  $M_H \geq 114.4$  GeV. In order to belong to the allowed regions, pairs of  $s_{eff}^2$  and  $M_t$  values from these intervals should be chosen so that they lie within the corresponding C.L. domains.

| EFF scheme<br>$\Delta\alpha_h^{(5)} = 0.02747$ | range<br>$\sin^2 \theta_{eff}^{lept}$ | range<br>$M_t$ [GeV] |
|--|---------------------------------------|----------------------|
| 80% C.L.                                       | 0.23119 - 0.23140                     | 174.2 - 180.6        |
| 90% C.L.                                       | 0.23113 - 0.23146                     | 172.2 - 182.7        |
| 95% C.L.                                       | 0.23107 - 0.23151                     | 170.6 - 184.2        |

Table 7: Same as in Table 6, for  $\Delta\alpha_h^{(5)} = 0.02747 \pm 0.00012$ .